



Mercedes-Benz

Campaign No. 2020080016, December 2020
Revision A

TO: ALL MERCEDES-BENZ CENTERS

SUBJECT: **Model C-Class, GLC-Class, and GT (205, 253, and 290 platform)**
Model Year 2019-2020
Update ESP control unit software

Mercedes-Benz AG, ("MBAG"), the manufacturer of Mercedes-Benz vehicles, has determined that on certain Model Year ("MY") 2019-2020 C-Class, GLC-Class, and GT (205, 253, and 290 platform) AMG vehicles, the Electronic Stability Program ("ESP") control unit software might not meet specifications. The ESP system might not be adapted to the brake type installed. Furthermore, in the event of a potential yaw rate sensor drift or a failure of the brake negative pressure supply, the ESP system might not react as intended. This might lead to an ESP intervention that does not correspond to the driving situation which could increase the risk of a crash.

Prior to performing this Recall Campaign:

- VMI must always be checked before performing campaigns to verify that the campaign is required on a specific vehicle. Always check for any other open campaigns, and perform accordingly.
- Please review the entire Recall Campaign bulletin and follow the repair procedure exactly as described.


Please note that Recall Campaigns **do not expire** and may also be performed on a vehicle with a vehicle status indicator.

Approximately 5,399 vehicles are involved.

Order No. P-RC-2020080016





This bulletin has been created and maintained in accordance with MBUSA-SLP S423QH001, Document and Data Control, and MBUSA-SLP S424HH001, Control of Quality Records.

i **Note:**

- Use Xentry 6/20 with all associated patches or higher.
- Follow the steps exactly as described in Xentry.
- Connect battery charger (battery voltage  >12.5V).
- Ensure all electrical consumers are switched-off.
- In the event of software/SCN update issues, contact Star Diagnosis User Help Desk via. XSF ticket.
- Refer to Star Diagnosis System (SDS) Best Practices Guide.

Procedure

1. Connect XENTRY Diagnosis.
2. Update N30/4- Electronic Stability Program (ESP) software.

i To do this, select menu item "Quick test view  **N30/4- Electronic Stability Program (ESP)**  Adaptations  Control unit update  Update of control unit software".

i Then follow the user guidance in XENTRY Diagnosis.

Warranty Information

Operation: Connect/disconnect battery charger (02-5058)
 Star Diagnosis System (SDS), Connect/disconnect (02-4762)
 Update N30/4- Electronic Stability Program (ESP) software (02-9334)

Damage Code	Operation Number	Labor Time (hrs.)
54 904 22 8	02-5058*	0.1
	02-4762*	0.1
	02-9334	0.1

* Operation item may be invoiced only once for each workshop order

i **Note**

Operation Number labor times are subject to change