



Volvo Car Customer Service

QB Instruction VCC-519962-2

Title	Passenger seat belt height adjuster	Page	1 (6)
Action	Product fix	Operation number:	97704-3

Issue	Date	Reason
1	2020-10	First issue

Affected vehicles

Model year	Model	Partner group
2011, 2012, 2013, 2014, 2015, 2016, 2017, 2018	S60 (11-18)	America
2016, 2017, 2018	S60 Cross Country	America
2014, 2015, 2016, 2017, 2018	V60 (-18)	America
2015, 2016, 2017, 2018	V60 Cross Country (-18)	America

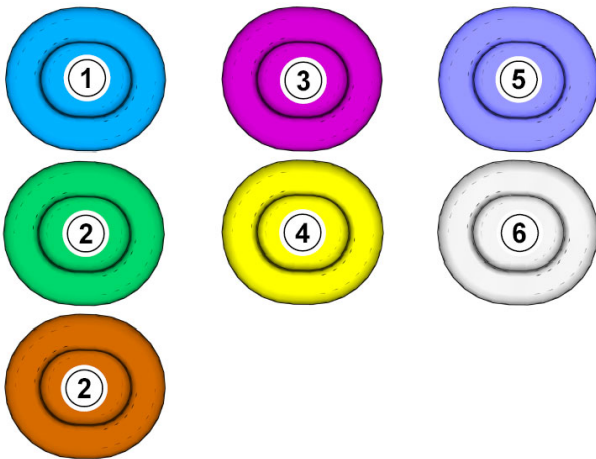
Materials

Materials	Qty.	Part No.	Notes
Block	1.0	32328849	

Removal

Note! Removal steps in this procedure may contain installation details.

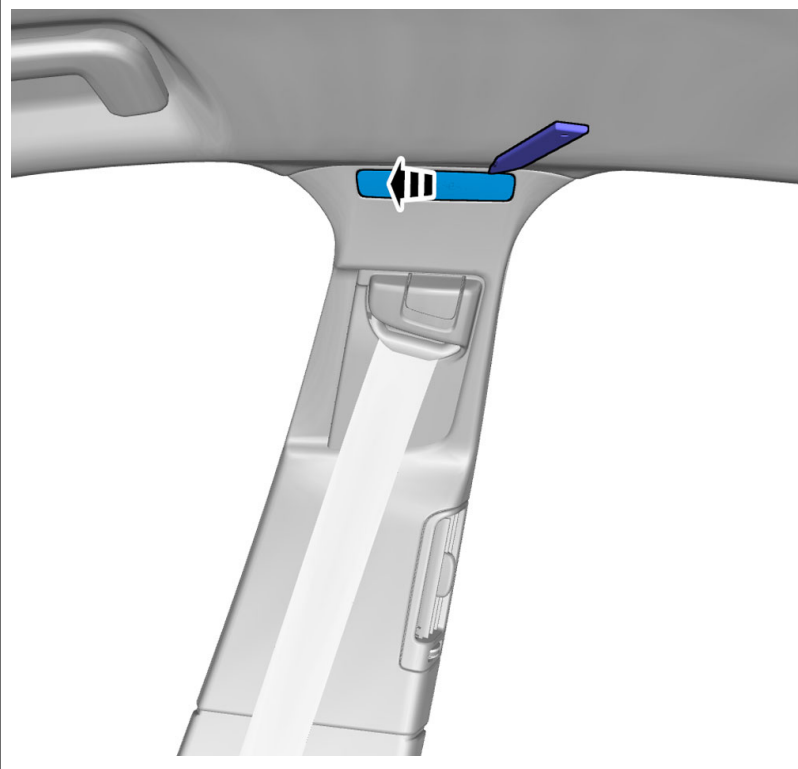
Color symbols



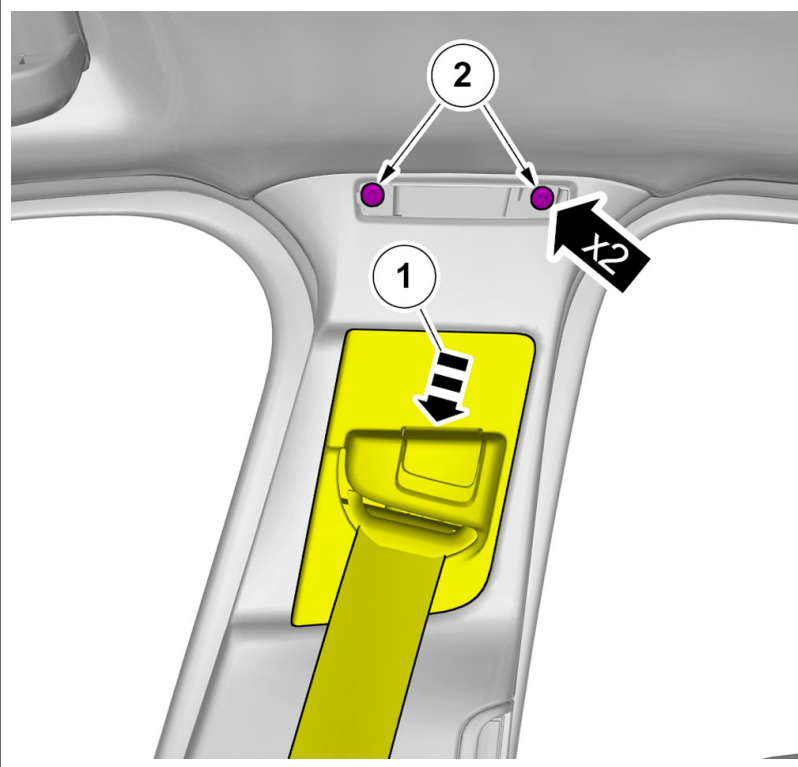
Note! This colour chart displays (in colour print and electronic version) the importance of the different colours used in the images of the method steps.

- 1 . Used for focused component, the component with which you will do something.
- 2 . Used as extra colors when you need to show or differentiate additional parts.
- 3 . Used for attachments that are to be removed/installed. May be screws, clips, connectors, etc.
- 4 . Used when the component is not fully removed from the vehicle but only hung to the side.
- 5 . Used for standard tools and special tools.
- 6 . Used as background color for vehicle components.

Applies to the passenger side



Remove the marked part.



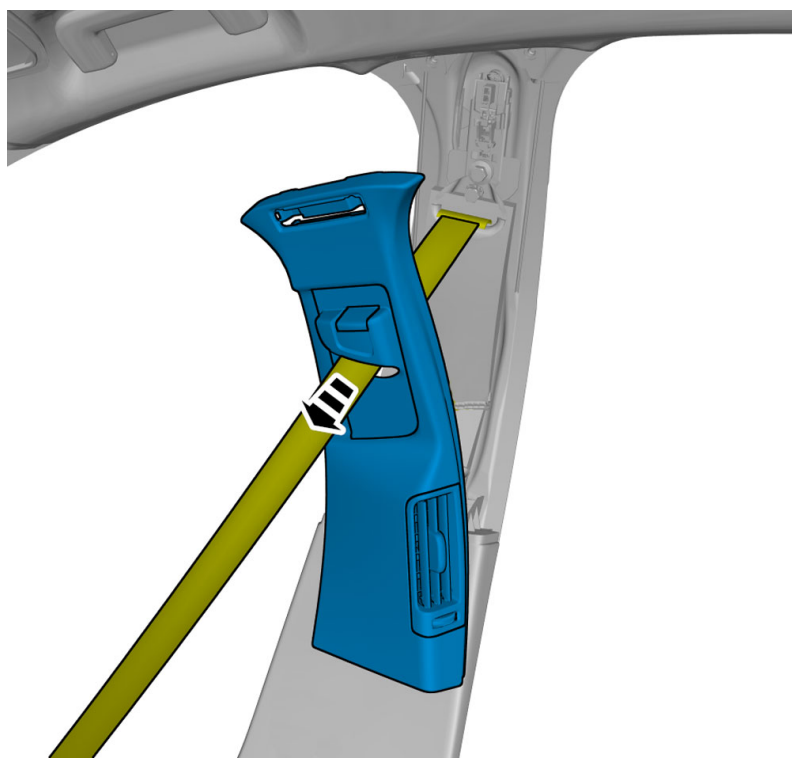
Remove the screws.

Torque:

M6 , 10 Nm





Loosen the component indicated. Do not remove it.




Fold marked part aside.

Installation

Applies to the passenger side



Install the clip(s).



To install, reverse the removal procedure.