


# Safety Recall 20V-362

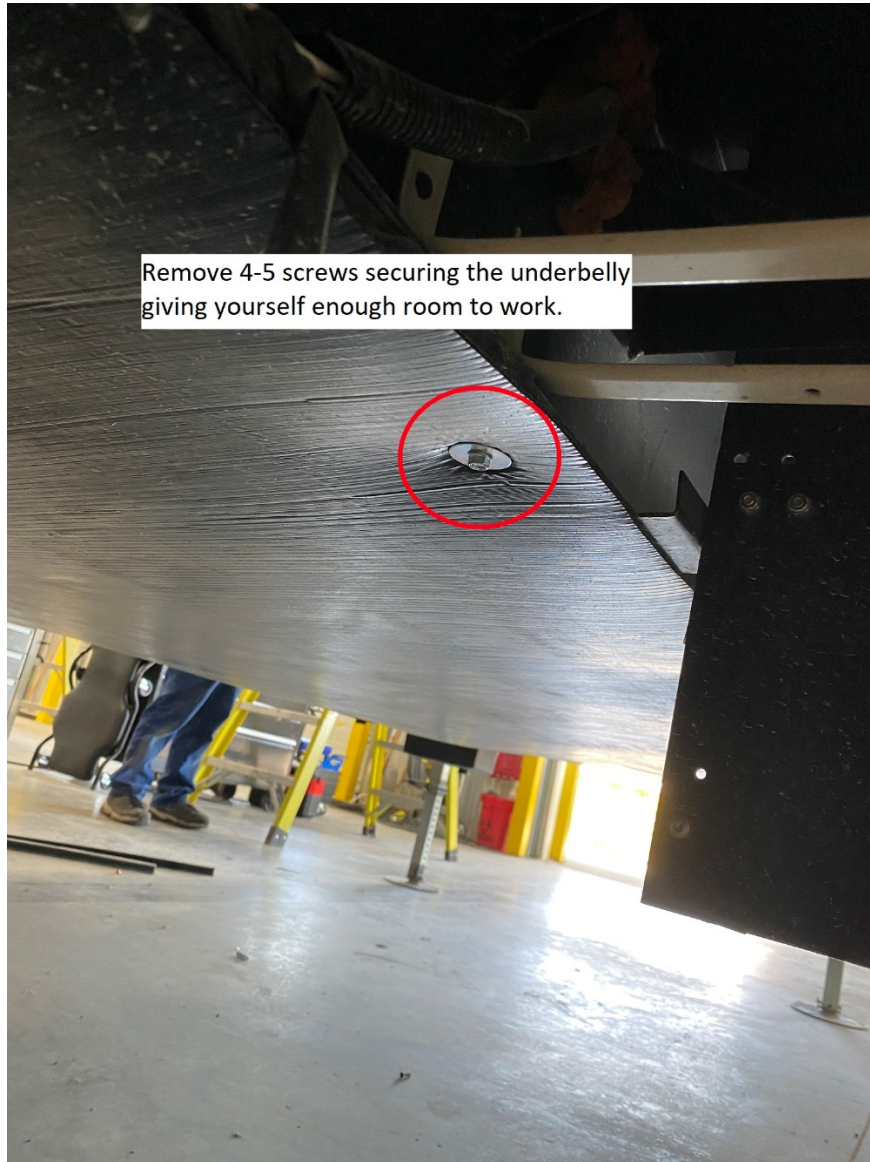
## Repair Instructions

Depending on the floor model you may have to secure several (1-5) Molex connectors on either side of the coach.

**Step 1:** Locate where the 120v wires are passing through the frame or between frame and underbelly.



**Step 2:** Remove 4 to 5 of the 3/8" screws securing the underbelly to the frame.





**Step 3:** Pull underbelly from the frame and locate the Molex connectors.




**Step 4:** Remove all Molex connector from underbelly and secure them together with zip ties.





**Step 5:** Secure the Molex connectors off the underbelly.



**Step 6:** Secure underbelly to frame and caulk or spray foam any gaps.

**Complete...**