

Campaign No. December, 2022

2022120008 - 22V2790611

TO: ALL FREIGHTLINER CENTERS

SUBJECT: **Model 907 Sprinter, Model Year 2019-2022**
Update Park Lock Function (software update)

Mercedes-Benz AG (MBAG), the manufacturer of Freightliner Sprinter Vans, has determined that on certain Sprinter (907 platform) vehicles, a component of the park lock system might wear due to specific driver parking practices and impair the safe parking of the vehicle. If the vehicle is not properly secured in accordance with parking instructions in the operator's manual (including usage of the parking brake), it cannot be ruled out that the vehicle might roll away from its parked position under certain circumstances. Thus, the risk of an accident could increase.

DVUSA is conducting a voluntary recall. An authorized Freightliner Sprinter dealer will update the software of various control units (Direct Select Module, Electronic Ignition Switch Module, Electronic Stability Program Module, and Transmission Control Unit) on the affected vehicles.

n:

Prior to performing the campaign:

- Please check VMI to determine if the vehicle is involved in the Campaign and if it has been previously repaired.
- Please review the entire Recall Campaign bulletin and follow the repair procedure exactly as described.

Please note that Recall Campaigns **do not expire** and may also be performed on a vehicle with a vehicle status indicator.

Approximately **5,553** vehicles are involved.

Order No. V-RC-2022120008 This bulletin has been created and maintained in accordance with MBUSA-SLP S423QH001, Document and Data Control, and MBUSA-SLP S424HH001, Control of Quality Records.



Mercedes-Benz

Work instructions

Van

Group 27

CODE: 22V2790611

SM27.19-D-0041SG

15.12.2022

Update control unit software (code: 22V2790611, acc. no.: 27 906 11)

Model 907 with transmission 722.9

SM27.19-D-0041SG	Update control unit software (code: 22V2790611, acc. no.: 27 906 11)	
-------------------------	---	--






Model **907 with transmission 722.9**

Operation no. of the operation texts or standard texts and flat rates

Category	Op. no.	Operation text	Time	Damage Code	Code
L	02 2443	Operations: Connect/disconnect diagnostic system	0.1 hr	27 906 11	22V2790611
L	02 2445	Operations: Connect/disconnect charger (vehicle diagnosis system connected)	0.1 hr	27 906 11	22V2790611
L	02 2442	Operations: Update control unit software (vehicle diagnosis system connected)	0.1 hr	27 906 11	22V2790611

Important!

Automated procedure - up to five (5) control units are updated.

	Notes on programming control units		AH54.21-P-0001-03Z
	Check		
1	Check whether vehicle is affected by measure.		
	Update software		
2 	Connect charging equipment. Maintaining on-board electrical system voltage when performing test and diagnosis work on vehicle	 <p>During the entire work procedure a sufficiently large voltage supply must be provided for the vehicle's on-board electrical system. Otherwise any undervoltage that occurs may damage the control units.</p>  <p>Follow the operating instructions for the charger.</p>  <p>Use the charger to ensure that an adequate power supply (min. 12.5 V) is provided for the on-board electrical system battery.</p>	AR54.10-D-1127TS

3 AD	Connect diagnostic system.	<p>i Always use the latest XENTRY Diagnosis software release with all available add-ons.</p> <p>i It is absolutely essential to precisely follow the operation steps as described in the vehicle diagnosis system.</p>	AD00.00-D-2000-06TS
4	Update automatic transmission control unit software.	<p>i The operation steps must be performed exactly as per XENTRY Diagnosis.</p> <p>Automated procedure - up to five (5) control units are updated.</p>	
5 AD	Disconnect diagnostic system.		AD00.00-D-2000-06TS
6 AR	Remove charger from vehicle.		AR54.10-D-1127TS