001_Umschlag.fm Seite 1 Dienstag, 3. Dezember 2019 11:40 11

PORSCHE

Cayman, Cayman GT4

This supplement replaces the chapter Child Restraint Systems.

WKD 982 08 21 20 12/2019

Dr. Ing. h.c. F. Porsche AG is the owner of numerous trademarks, both registered and unregistered, including without limitation the Porsche Crest®, Porsche®, Boxster®, Macan®, Taycan®, Carrera®, Cayenne®, Cayman®, Panamera®, Speedster®, Tiptronic®, Tequipment®, VarioCam®, PCM™, PDK®, 911®, 718®, 4S®, RS® and the model numbers and the distinctive shapes of the Porsche automobiles such as, the federally registered 911 and Boxster automobiles in the US. The third party trademarks contained herein are the properties of their respective owners.

Porsche Cars North America, Inc. and its affiliates believe the specifications to be correct at the time of printing. However, specifications, standard equipment and options are subject to change without notice. Some options may be unavailable when a vehicle is built. Some vehicles may be shown with equipment that is not available in the US and Canada. Please ask your authorized Porsche dealer for advice concerning the current availability of options and verify the optional equipment that you ordered.

Porsche recommends seat belt usage and observance of traffic laws at all times.

© 2019 Dr. Ing. h.c. F. Porsche AG

Owner's Manual Supplement

This document is only a supplement. You can find further information about your vehicle in the vehicle Owner's Manual. Pay particular attention to the warning and safety instructions.

Information

This supplement replaces the content of the manual regarding the included chapter **Child Restraint Systems**.

⚠ WARNING

Operating, servicing and maintaining a passenger vehicle or off-road vehicle can expose you to chemicals including engine exhaust, carbon monoxide, phthalates, and lead, which are known to the State of California to cause cancer and birth defects or other reproductive harm. To minimize exposure, avoid breathing exhaust, do not idle the engine except as necessary, service your vehicle in a well-ventilated area and wear gloves or wash your hands frequently when servicing your vehicle. For more information go to www.P65Warnings.ca.gov/passenger-vehicle.

Safety instructions, warnings and symbols in the Owner's Manual

For your own protection and longer service life of your vehicle, please heed all operating instructions and special warnings. These special warnings contain important messages regarding your safety and/or the potential for damage to your Porsche. Ignoring them could result in serious mechanical failure, serious personal injury or death.

Different types of warnings and symbols are used in this Owner's Manual.

⚠ DANGER Serious injury or death

Failure to observe warnings in the "Danger" category will result in serious injury or death.

⚠ WARNING Possible serious injury or death

Failure to observe warnings in the "Warning" category can result in serious injury or death.

⚠ CAUTION Possible moderate or minor injury

Failure to observe warnings in the "Caution" category can result in moderate or minor injuries.

NOTICE

Failure to observe warnings in the "Notice" category can result in damage to the vehicle.

Information

Additional information is indicated using the word "Information".

✓ Prerequisites that must be met in order to use a function.

▸ Instructions that must be followed.

1. Instructions are numbered in cases where a sequence of steps must be followed.

▷ Indicates where you can find more information on a topic.

14_15_16_981_Cayman_Beileger-TopTether-NAR_WKD 982 08 21 20.book Seite 2 Dienstag, 3. Dezember 2019 11:13 11

Child Restraint Systems (Child Seats)

Porsche recommends that all infants and children be restrained in child restraint systems at all times while the vehicle is in motion in accordance with applicable laws.

When possible, use only child restraint systems recommended by Porsche. These systems have been tested and adjusted to the interior of your Porsche and the appropriate child weight groups.

Other systems have not been tested and could entail an increased risk of injury.

The use of infant or child restraints is required by law in all 50 US states and the Canadian provinces. The child restraint system should be one that complies with U.S. Federal/Canadian Motor Vehicle Safety Standards and should be secured by a lap belt portion of a lap-shoulder belt.

All child restraint systems are designed to be secured in vehicle seats by lapbelts or the lapbelt portion of a lap-shoulder belt.

- Always observe the separate installation instructions for your child seat.

⚠ DANGER Improper use of Child Restraint

Children could be endangered in a crash if their child restraints are not properly secured in the vehicle.

- Make sure that all child restraints are properly secured.

A statement by the seat manufacturer of compliance with this federal standard can be found on the instruction label on the restraint and in the instruction manual provided with the restraint.

⚠ DANGER Child Restraint on the Passenger's Seat

The use of a child restraint system in the passenger's seat can result in serious personal injury or death to the child from an airbag deployment.

To reduce risk of injury from an inflating airbag in an accident, Porsche strongly recommends:

▷ Please see the Owner's Manual chapter "PASS AIR BAG OFF INDICATOR LIGHT DOES NOT LIGHT UP".

- When using an infant or child restraint system, be sure to follow all manufacturer's instructions on installation and use.
- Infants and small children should neither be held on the lap, nor should they share a seat belt with another occupant while the vehicle is in motion.
- Children too big for child restraint systems must use regular seat belts. A shoulder belt can be used providing it does not cross the face or the neck of the child.
- Choose a child restraint system according to the weight of the child.
- Child restraint systems that are damaged or have been heavily stressed in an accident must be replaced immediately.
- Children could be endangered in a crash if their child restraints are not properly secured in the vehicle.
- Do not adhere objects to child restraint systems or cover them with other materials.

Direction of installation for child restraint systems

Group 0 and 0+: Children up to 29 lbs (13 kg)

Children of this weight must be transported in a restraint system which is installed on the passenger's seat **facing rearward**.

Group I: Children in between 20 lbs (9 kg) and 40 lbs (18 kg)

Children of this weight are transported in child restraint systems **facing forward**.

Group II: Children in between 33 lbs (15 kg) and 55 lbs (25 kg)

Children of this weight are transported in child restraint systems **facing forward**.

Group III: Children in between 49 lbs (22 kg) and 80 lbs (36 kg)

Children of this weight are transported in child restraint systems **facing forward**.

- The passenger's seat must be adjusted to the upper rear position.

Using child restraint systems in the front passenger seat

DANGER Improper Use of Child Restraint

- Porsche does not recommend that child restraint systems be used on full bucket seats. You can recognize a full bucket seat by the fact that the backrest of a full bucket seat cannot be folded down.
- Follow all child restraint instructions and warnings in this manual.

DANGER Child Restraint on the Passenger Seat

The use of a child restraint system in the passenger seat can result in serious personal injury or death to the child from an airbag deployment.
To reduce risk of injury from an inflating airbag in an accident, Porsche strongly recommends:

▷ Please see the Owner's Manual chapter. "PASS AIR BAG OFF INDICATOR LIGHT DOES NOT LIGHT UP".

▷ Please see Owner's Manual chapter "CHILD RESTRAINT SYSTEMS (CHILD SEATS)".

Child restraint system for up to one-year old children

When an **up to one-year old child** is seated in the child restraint system, the front airbag is automatically deactivated on the passenger side.

- Make sure that the **PASS AIR BAG OFF** indicator light lights up, if not contact your authorized Porsche dealer.
- Adjust the passenger's seat as far away from the airbag as possible.

▷ Please see the Owner's Manual chapter „Seats".

DANGER Child Seat Detection Fault

When the ignition is on and the up to one-year old child is seated in the child restraint system on the passenger seat the indicator light **PASS AIR BAG OFF** must be on.

If the **PASS AIR BAG OFF** indicator light does not light up, it could indicate a fault in the system or the child seat doesn't fit and the airbag could inflate in a collision, placing the child at risk of death or severe injury from the inflating airbag.
In this case:

- Do not install a child restraint system on the passenger's seat.
- Have the fault remedied at your nearest authorized Porsche dealer.
- Contact your authorized Porsche dealer.

Child restraint system for children older than one year

Your vehicle is equipped with occupant sensing for the passenger's seat in accordance with U.S. Federal Motor Vehicle Safety Standard 208. Depending on the weight, body positioning and shape acting on the passenger's seat, the passenger's airbag will automatically be switched on or off.

Small adult passengers

When an **small adult passenger** is seated on the passenger side, ensure the following:

- **PASS AIR BAG OFF** indicator light does not light up.
- The knees are bend comfortably over the edge of the seat.
- The shoulder belt crosses between the small adult passengers neck and arm.
- The lap part of the seat belt is as low as possible, touching the small adult passengers thighs.
- The small adult passenger can stay seated for the whole trip.

DANGER Adult Use of Passenger Seat

When the ignition is on and the small adult passenger is seated on the passenger seat, the indicator light **PASS AIR BAG OFF** must be off.

If the **PASS AIR BAG OFF** indicator light lights up, it could indicate a fault in the system.
In this case:

- Have the fault remedied at your nearest authorized Porsche dealer.

Installing a Child Seat

An inproperly installed child seat could increase the risk of serious injury or death. Make sure that the child seat is properly secured.

- Follow all child seat manufacturer's instructions on installation and use.

Foldable seat

DANGER Improper Use of Child Restraint

- Follow all child restraint instructions and warnings in this manual.
- Make sure that the **PASS AIR BAG OFF** indicator light lights up, if not contact your authorized Porsche dealer.

Full bucket seat

DANGER Improper Use of Child Restraint

- Porsche does not recommend that child restraint systems be used on front passenger full bucket seats. You can recognize a full bucket seat by the fact that the backrest of a full bucket seat cannot be folded down.

If you chose to use a child seat on a front passenger full bucket seat:

- Follow all child restraint instructions and warnings in this manual.
- Make sure that the full bucket seat is in the rearmost position.
- Allow sufficient time to properly attach the Top Tether of the child seat to the anchor point located behind the front passenger seat.
- Make sure that the **PASS AIR BAG OFF** indicator light is illuminated once the child seat is installed. If not contact your authorized Porsche dealer.

Installing a child seat with Top Tether for additional safety

Top Tether child seats are the best option for mounting a child seat in your Porsche.

Such Top Tether child seats have to be installed by using the vehicle seatbelt system to securely fix the child restraint system to the passenger seat and the Top Tether attached and tightened to additionally stabilize the child restraint system. Use only child restraint systems with Top Tether recommended by Porsche.

These systems have been tested and adjusted to the interior of your Porsche and the appropriate child weight groups.

Other systems have not been tested and could entail an increased risk of injury.

- To ensure proper installation, see your authorized Porsche dealer.
- Always observe the separate installation instructions for your child seat.

WARNING Misuse of Child Seat Restraint Anchorages

Child restraint anchorages are designed to withstand only those loads imposed by correctly fitted child restraints. Under no circumstances are they to be used for adults safety belts or harnesses.

- Do not misuse the child restraint anchorages. Only attach **one** child seat tether per anchorage.
- They are not designed to withstand loads imposed by adults.

Abb. 1: Foldable seat anchor point

Installing Top Tether with foldable seat

When using a child restraint system with a Top Tether on a foldable seat, the anchor point provided behind the passenger seat must be used to secure the Top Tether.

1. Adjust the **passenger's seat** in the **frontmost** position.

14_15_16_981_Cayman_Beileger-TopTether-NAR_WKD 982 08 21 20.book Seite 5 Dienstag, 3. Dezember 2019 11:13 11

2. Make sure that the Top Tether length is as long as possible.
3. Place the child seat on the foldable seat. Make sure that the child restraint system is in full contact with the seat cushion.
4. Enter the vehicle from the passenger's side in order to access the anchor point provided behind the passenger seat.

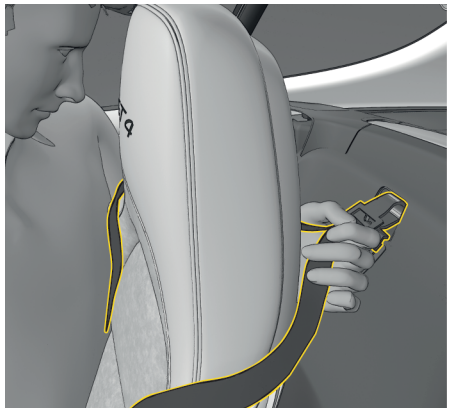

Abb. 2: Fasten the Top Tether to the anchor point

5. Fasten the child seat's Top Tether to the anchor point. Due to the location of the anchor point, this may require additional effort in order to ensure the tether strap is properly attached to the anchor. Make sure that the top tether strap is not twisted.
6. Move the **seat backrest** into an **upright** position.
7. Tighten the tether strap in accordance with the child seat manufacturer's instructions. Eliminate any slack in the tether.
8. Secure the child seat using the seat belt.
   ▷ Please see chapter „Installing a Child Seat with the seat belt and activating the automatic locking retractor" on page 6.
9. Once the child seat is installed, ensure the passenger airbag system **PASS AIR BAG OFF** light is illuminated on the indicator light in the overhead console. If not contact your authorized Porsche dealer.

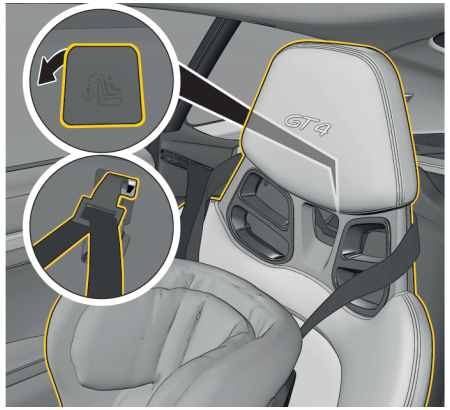

Abb. 3: Full Bucket seat anchor point

Installing Top Tether with Full Bucket Seat

When using a child restraint system with a Top Tether on a full bucket seat, the anchor point located behind the passenger seat must be used to secure the Top Tether. Allow sufficient time for proper installation of the child seat. Proper installation is necessary to provide optimal safety for the child. Do not rush the installation.

1. Adjust the **passenger's seat** in the **frontmost** position.
2. Make sure that the Top Tether length is as long as possible.
3. Place the child seat on the full bucket seat. Make sure that the child restraint system is in full contact with the seat cushion.
4. Enter the vehicle from the passenger's side in order to access the anchor point provided behind the passenger seat.

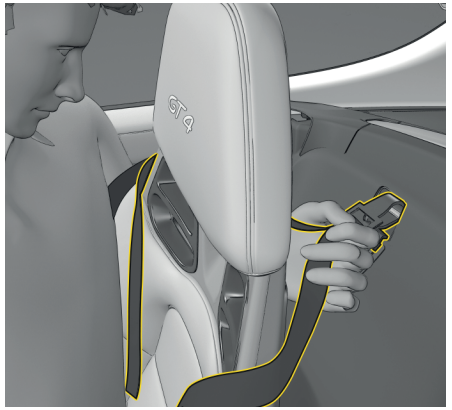

Abb. 4: Fasten the Top Tether to the anchor point

5. Fasten the child seat's Top Tether to the anchor point. Due to the location of the anchor point, this may require additional effort in order to ensure the tether strap is properly attached to the anchor. Make sure that the top tether strap is not twisted.
6. Adjust the **passenger's seat** to the **upper rear** position.
7. Tighten the tether strap in accordance with the child seat manufacturer's instructions. Eliminate any slack in the tether.
8. Secure the child seat using the seatbelt.
   ▷ Please see chapter „Installing a Child Seat with the seat belt and activating the automatic locking retractor" on page 6.
9. Once the child seat is installed, ensure the passenger airbag system **PASS AIR BAG OFF** light is illuminated on the indicator light in the

overhead console. If not contact your authorized Porsche dealer.

Automatic locking retractor

The seat belts for the passenger seat is equipped with an automatic locking retractor for securing the child restraint system. When activated, this retractor allows you to securely fasten the child restraint system in place so that inadvertent movements will not occur. Before transporting a child on the passenger seat:

⚠ DANGER Adjusting Child Seat After Fastening

- After fastening the child restraint system, do not adjust the seat in any direction.

Moving the seat could tighten the seat belt against the child restraint and cause the **PASS AIR BAG OFF** indicator light to go off and the airbag becomes activated.

- Check the condition of the passenger airbag system shown by the indicator light in the overhead console, if the light is not illuminated contact our Porsche dealer.

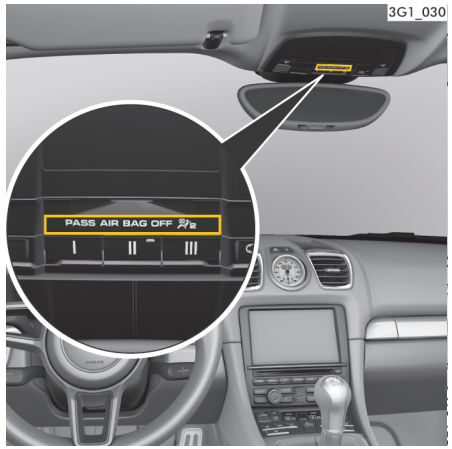

Abb. 5: PASS AIR BAG OFF indicator light

Installing a Child Seat with the seat belt and activating the automatic locking retractor

1. If a child restraint system must be installed on the front passenger seat, adjust the passenger's seat as far away from the airbag as possible.
   ▷ Please see the Owner's Manual chapter „Seats".
2. Position the child seat according to the child seat's manufacturer instructions and follow all instructions provided by the manufacturer when installing the car seat.
3. Pull the seat belt retractor completely out. At this point the locking mechanism is activated.
4. Insert the seat belt tongue into the buckle and make certain that it is properly latched. Make no more adjustments to the seat.
5. Allow the seat belt to retract until it is tight on the child restraint system. You may further tighten the belt by pulling on it to allow more of it to retract. If you are able to pull the shoulder belt out, the lockable retractor is not activated. Pull the seat belt all the way out, and repeat steps 4 and 5.
6. Make sure not to move the passenger seat after installing the child seat and activating the locking retractor. Otherwise, the seat belt system or the child seat might be damaged by the strongly fixed seat belt.

Releasing the seat belt

1. Unbuckle the seat belt latch.
2. Then make certain that the belt has fully retracted. At this point the automatic locking feature will be disengaged.