



Campaign No. 2019100016, December 2019

TO: ALL MERCEDES-BENZ CENTERS

SUBJECT: **Model SL-Class vehicles (231 platform)**
Model Years 2018-2019
Replace front passenger airbag

Daimler AG ("DAG"), the manufacturer of Mercedes-Benz vehicles, has determined that on certain MY 2018-2019 SL-Class vehicles (231 platform), the front passenger airbag material may not have been sewn according to production specifications. In the event of a crash necessitating an airbag deployment, the circumferential seam in the passenger airbag material might tear, possibly affecting the performance of the airbag, which might increase the risk of injury for the front passenger. An authorized Mercedes-Benz dealer will replace the passenger airbag module on the affected vehicles.

Prior to performing this Recall Campaign:

- Please check VMI to determine if the vehicle is involved in the Campaign and if it has been previously repaired. Always Check VMI for any open campaigns, and perform accordingly.
- Please review the entire Recall Campaign bulletin and follow the repair procedure exactly as described.

Please note that Recall Campaigns **do not expire** and may also be performed on a vehicle with a vehicle status indicator.

Approximately 457 vehicles are involved.

Order No. P-RC-2019100016

This bulletin has been created and maintained in accordance with MBUSA-SLP S423QH001, Document and Data Control, and MBUSA-SLP S424HH001, Control of Quality Records.

i Before beginning work, there must be **no SRS fault message present** in the instrument cluster.

i If an SRS fault message is present before beginning work, it must be rectified.
Do not invoice the **fault rectification together with the recall**.

Work procedure

1. Replace front passenger airbag.

i For basic data, see **AR91.60-P-0680RK**.

2. Turn the transmitter key in the electronic ignition lock to **position 1** and check whether the airbag indicator lamp (A, figure 1 **or** 2) goes off and stays off after several seconds.

i The SRS check is complete after this step.

i Contrary to the work instructions in WIS, it is not required to delete the fault memory in the SRS system using XENTRY Diagnosis.

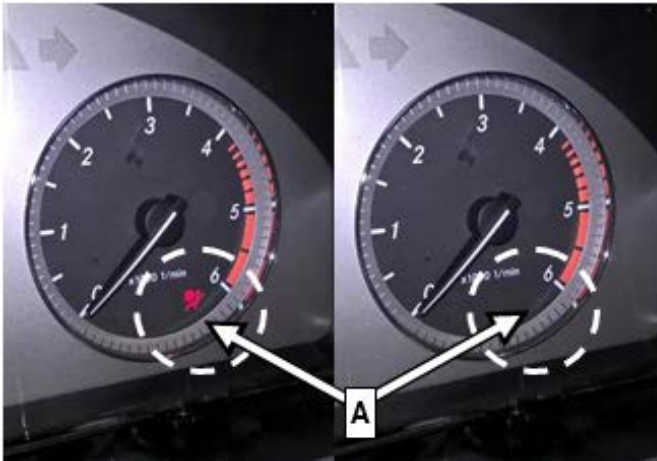


Figure 1



Figure 2

Primary Parts Information

Qty.	Part Name	Part Number
1	Front passenger airbag	*

* The replacement parts must be determined according to the equipment variant for the VIN via the parts job in the Xentry Portal.

Warranty Information

Operation: Replace front passenger airbag (02-1284)

Includes: Disconnect/connect ground line of on-board electrical system battery

Damage Code	Operation Number	Labor Time (hrs.)
91 930 02 7	02-1284	0.8

i **Note**

Operation Number labor times are subject to change



Mercedes-Benz



Hazardous Materials Shipping Instructions - GROUND

Part Name: Airbag Part Numbers:	Hazardous Properties: Contains initiating component which deploys (inflates) airbag.
--	--

STRAIGHT BILL OF LADING ORIGINAL - NOT NEGOTIABLE							
PIECES	IN	HM	DESCRIPTION	WEIGHT	RATE	CHARGES	CLASS
1 box		X	UN3268, Safety devices, 9	Write gross weight of box here			
This is to certify that the above-named materials are properly classified, described, packaged, marked and labeled, and are in proper condition for transportation according to the applicable regulations of the Department of Transportation.							
SHIPPER HazMat Employee Signs				CARRIER Name of Carrier			
EMERGENCY CONTACT: CHEMTREC 1-800-424-9300							

Steps to Return an Airbag:

REQUIRED PACKAGING:

- Carefully open received box and remove new airbag. Keep box intact & save all contents!
- Place used airbag into replacement airbag box, re-using any packaging material (e.g., cardboard inserts) used for the new airbag. Package as the new airbag was packaged.
- Use plastic adhesive tape 50 mm wide to secure the box closed. Do not obscure labels or text on the box with the tape.
- Ensure that the 4G fiberboard box is not ripped or damaged.

REQUIRED LABELS:

- A Class 9 Miscellaneous label must be clearly visible on one side of the box.

REQUIRED PACKAGE MARKINGS:

- The following words ("marking") must also be clearly visible on the same side of the box as the Class 9 label:
Safety devices
UN3268 (font size must be $\geq \frac{1}{2}$ inch)
- Affix "To/From" address label to same or adjacent packaging face as the hazardous markings/labels.
- The UN 4G code preprinted near the bottom edge of the box must also be clearly visible.

DOCUMENTATION:

- Include a HAZMAT bill of lading (see above example) with the package. For returns via DDS or FedEx Ground, the system will generate the Hazmat bill of lading.

COMMENTS:

- Note:** The Packing Group and the EX# are no longer required to be printed on the HAZMAT bill of lading.
- Package example:**



Questions? Contact MBUSA Corporate EH&S at (630) 462-3440 or (770) 705-2578

12/5/2016



Mercedes-Benz



Hazardous Materials Shipping Instructions for shipments using an Overpack - GROUND

Part Name: Airbag Part Numbers:	Hazardous Properties: Contains initiating component which deploys (inflates) airbags.
------------------------------------	--

STRAIGHT BILL OF LADING ORIGINAL - NOT NEGOTIABLE							
PIECE	IN	HM	DESCRIPTION	WEIGHT	RATE	CHARGES	CLASS
1 box		X	UN3268, Safety devices, 9 OVERPACK USED	Write gross weight of box here			

This is to certify that the above-named materials are properly classified, described, packaged, marked and labeled, and are in proper condition for transportation according to the applicable regulations of the Department of Transportation.

SHIPPER HazMat Employee Signs	CARRIER Name of Carrier
EMERGENCY CONTACT: CHEMTREC 1-800-424-9300	

Steps to Return Multiple Airbags in 1 Box:

REQUIRED PACKAGING:

- Carefully open received UN spec box and remove new airbag. Keep the box intact & save all contents!
- Place used airbag back into replacement airbag box, re-using any packaging material (e.g., cardboard inserts) used for the new airbag. Package as the new airbag was packaged.
- Use plastic adhesive packaging tape 50 mm wide to secure box closed. Do not obscure labels or text on box with tape.

REQUIRED LABELS:

- A Class 9 Miscellaneous label must be clearly visible on one side of the box.

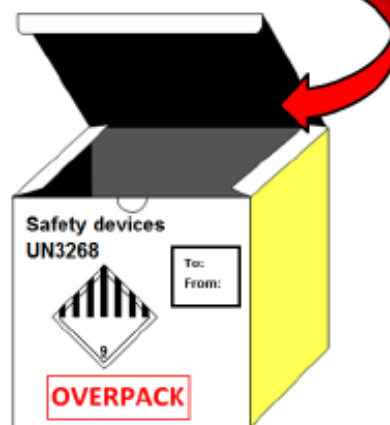
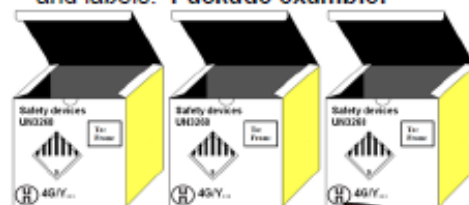
REQUIRED PACKAGE MARKINGS:

- The following words ("markings") must also be clearly visible on the same side of the box as the label:
Safety devices
UN3268 (font size must be $\geq \frac{1}{2}$ inch)
- Affix "To/From" address label to same or adjacent packaging face as the hazardous markings/labels.
- The UN 4G code preprinted near the bottom edge of the box must also be clearly visible.

OVERPACKS (more than 1 airbag sent as 1 shipment):

- Package each airbag in a separate UN spec box prepared with the labels/markings described above.
- Place each individual airbag box inside a larger non-UN spec box to keep the shipment together.
- This larger box is called an "OVERPACK."

- The OVERPACK must have the identical markings and label as the boxes contained inside.
- The OVERPACK must have the "OVERPACK" statement on the same face as the hazard markings and labels. **Package example:**



Questions? Contact MBUSA Corporate EH&S at (630) 462-3440 or (770) 705-2578

12/5/2016