

TRANSFER SWITCH ELECTRICAL CONNECTIONS RECALL WORK INSTRUCTIONS

Work instructions related to Recall 17V 830.

RELEVANT COACHES

Model: All

Year(s): 2016, 2017, 2018

Floorplan: All

ISSUE

Recall 17V 830: On certain motorhomes, there may be a loose electrical connection to the automatic transfer switch (ATS) that was not properly tightened. If the power connection is loose, it may result in a buildup of heat at the connection, which may increase the risk of fire causing injury and/or damage to property.

AFFECTED COMPONENTS

- 40100-001 :: TRC 50 AMP TRANSFER SWITCH :: 134638
- 40350RVC1 :: TRC 50 AMP SURGE GUARD AUTOMATIC TRANSFER SWITCH :: 131101
- PD52 :: PROGRESSIVE DYNAMICS 50 AMP TRANSFER SWITCH :: 96122
- PD51 :: PROGRESSIVE DYNAMICS 30 AMP TRANSFER SWITCH :: 96123

ACTION

Follow the service procedure below to correct the condition. The approximate time to complete this repair is half of an hour (.5 hr).

NECESSARY TOOLS & REPLACEMENT PARTS

Torque Wrench with Sockets/Screwdriver Bits

Phillips Screwdriver or Nut Driver to Remove Cover Screws (if applicable)

SERVICE PROCEDURE

1. Remove the transfer switch cover. The cover may be screwed or clipped on, depending on the part used.
2. Check all of the electrical connections at the transfer switch from the generator, from shore power, and out to the breaker panel.
3. Use an inch pound torque wrench with the correct size of straight bit to torque the connections to the specified value (shown on the back side of the transfer switch cover). Do not overlook the ground and/or neutral connections.

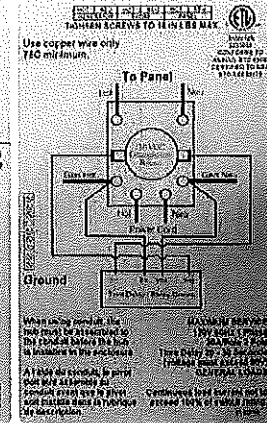

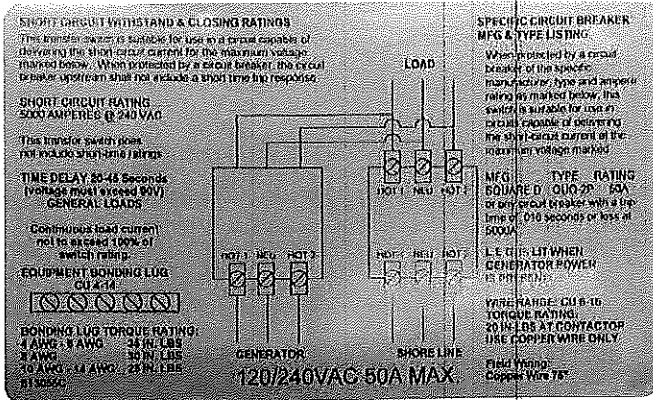


NOTICE

The torque specifications may vary by wire size; however, they are listed on the back of the cover by wire size (if applicable).

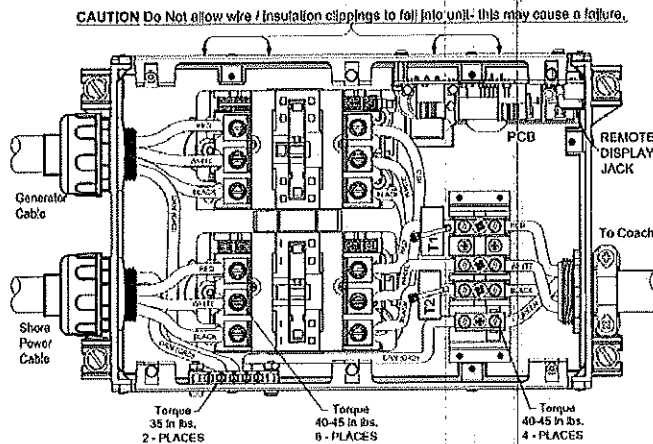
4. If the connections are loose and show signs of overheating to the relays or wiring, take pictures.
5. Contact your Service Account Manager to submit the photos and obtain authorization for any further repairs.

TRANSFER SWITCH TORQUE SPECIFICATION EXAMPLES

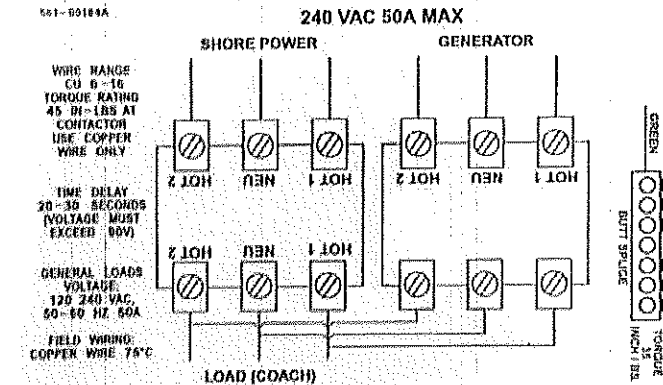


PD52 :: PROGRESSIVE DYNAMICS 50 AMP TRANSFER SWITCH :: 96122

PD51 :: PROGRESSIVE DYNAMICS 30 AMP TRANSFER SWITCH :: 96123



40350RVC1 :: TRC 50 AMP SURGE GUARD AUTOMATIC TRANSFER SWITCH :: 131101



40100-001 :: TRC 50 AMP TRANSFER SWITCH :: 134638