

2017 CX-5 - GENUINE MAZDA ACCESSORY TRAILER HITCH HARNESS RECALL 1617K

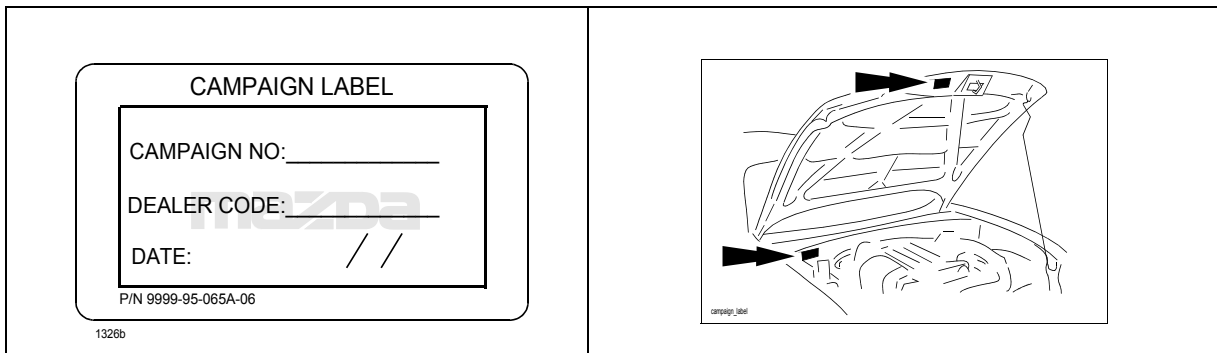
A. VEHICLE INSPECTION PROCEDURE

1. Verify that the vehicle is within the following ranges:

Model	VIN Range	Date Range
2017 CX-5	All VINs from JM3KF****000000 to 999999 that are equipped with a Genuine Mazda Accessory Trailer Hitch Harness	December 27, 2016 through October 31, 2017

- If the vehicle is within the above ranges, proceed to Step 2.
 - If the vehicle is not within the above ranges, return vehicle to the customer or inventory.
2. Perform a Warranty Vehicle Inquiry using your eMDCS System and inspect vehicle for Campaign Labels **Recall 1617K** attached to the vehicle's hood or bulkhead. Refer to eMDCS System - Warranty Vehicle Inquiry Results table below.

NOTE: Be sure to verify Recall number as the vehicle may have multiple Recall labels.



eMDCS System - Warranty Vehicle Inquiry Results:



If eMDCS displays:	Campaign Label is:	Action to perform:
RECALL 1617K OPEN	Present	Contact the Warranty Hotline at (877) 727-6626 option 3 to update vehicle history.
	Not present	Proceed to "B. INSPECTION PROCEDURE".
RECALL 1617K CLOSED	Present	Return vehicle to inventory or customer.
	Not present	Complete a label and apply to vehicle's hood or bulkhead.
RECALL 1617K is not displayed	Does not apply	Recall does not apply to this vehicle. Return vehicle to customer.

B. INSPECTION PROCEDURE

Outline:

On vehicles with a Genuine Mazda Accessory Trailer Hitch Harness installed, due to inappropriate routing of the harness, there may be an insufficient clearance between the harness and the main exhaust silencer. If the exhaust silencer makes contact with the harness while driving, harness damage may eventually occur causing harness wires to become short-circuited. Other than loss of trailer lighting, no other vehicle systems are affected.

1. Raise the vehicle on a hoist.
2. Visually inspect the accessory trailer hitch wire harness for signs of heat damage / melting.
 - If there are no signs of heat damage / melted wire harness, proceed to the “CX-5 Trailer Hitch Harness Re-Routing Procedure”.
 - If there are signs of heat damage / melted wire harness, proceed to the “CX-5 Trailer Hitch Harness Replacement Procedure”.

No Damage / Re-Route Harness	Melted / Replace Harness
	

4. After performing the appropriate repair procedure, lower the vehicle on the hoist.
5. Proceed to “C. CAMPAIGN LABEL INSTALLATION.”

C. CAMPAIGN LABEL INSTALLATION

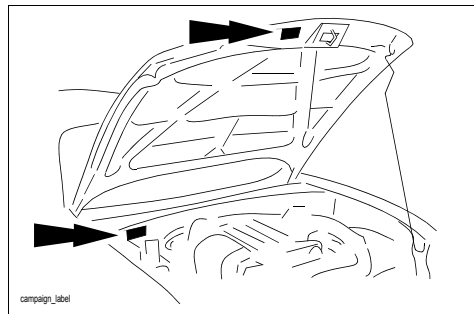
1. Fill out a blue "Campaign Label" (9999-95-065A-06) with Campaign No: "1617K", your dealer code, today's date.

CAMPAIGN LABEL	
CAMPAIGN NO:	_____
DEALER CODE:	_____
DATE:	/ /

P/N 9999-95-065A-06

1326b

2. Affix it to the hood or bulkhead as shown:



3. Return the vehicle to customer.