



To All US-Lamborghini Dealers and Lamborghini Service Points  
From Customer Service and Spare Parts  
Subject Recall - Double wishbones (suspension arms)  
Category 140.04.11 and 140.05.11  
Encl. Customer letter (specimen)  
Date 16.02.2006  
Pages 10

## Subject

Recall - Double wishbones

Automobili  
Lamborghini S.p.A.

## Model / Range of chassis numbers of affected vehicles

Gallardo Coupé (L140) model year 2006

VIN-Range: 6LA02676 up to and including 6LA03406

**Attention:** As not all cars from this VIN-Range are included, You have to **check** carefully **at first** in the Lamborghini Web-portal (VIN-Info) if the car is affected by this campaign **before start** any further activities:

- Vehicles in customer possession (Priority 1)
- Vehicles in dealer possession (Priority 2)
- 

## Field information

All Gallardo Coupé vehicles of model year 2006 must be checked to determine whether they are included in the range of chassis numbers appearing above. On the affected vehicles the 4 double wishbones of the front axle (top and bottom) and 2 double wishbones of the rear axle (top only) must be replaced.

The affected customers will be notified directly by Automobili Lamborghini S.p.A. (see enclosed letter to customers).

Additionally, all Lamborghini dealers are required to actively contact known customers and make appointments for the recall work to be carried out in the workshops without delay.

Every Lamborghini dealer is responsible for ensuring that the recall work is carried out on vehicles which are in the dealer's possession and not yet handed over to customers.



**Important:** After replacement, all double wishbones must be returned to **Lamborghini Technical Service** in the original packaging.

Return address: Lamborghini Technical Services  
596 Boston Post Road  
Weston, MA 02493

Parts must be returned via UPS (United Parcel Service)  
Method – UPS Ground  
LTS UPS Account No. – 3727AX  
Attention – Mr. James DelConte

### **Repair work required**

Replacement of 4 double wishbones of front axle (top and bottom)  
and 2 double wishbones of rear axle (top only), followed by wheel alignment check.

### **Replacement parts**

The following replacement parts are required per vehicle:

- 1 x Parts kit, Part No. 0R1400050 (complete set of replacement parts), available from Lamborghini Parts Division:
- 1 x Double wishbone, top left (front axle)
- 1 x Double wishbone, top right (front axle)
- 1 x Double wishbone, bottom left (front axle)
- 1 x Double wishbone, bottom right (front axle)
- 2 x Double wishbones, top (rear axle)
- 2 x Stud
- 38 x Nuts (The nuts requiring replacement are marked in red in the following photographs.)

**The above mentioned kit must be ordered at Lamborghini Technical Service**

**The chassis number of the vehicle must always be quoted when ordering the parts kit.**

**Additionally, all dealers will automatically receive a basic set of shims for performing wheel alignment:**

*The information and procedures published below are strictly confidential and intended exclusively for authorized operators and individuals. All copyrights are the property of Automobili Lamborghini S.p.A based on copyright law. The company reserves the right to make updates and modifications. The reprinting, reproduction, forwarding to unauthorized people and/or to third parties and partial or entire translation thereof are prohibited without written authorization from Automobili Lamborghini S.p.A.*



- 1 Parts kit, Part No. OR1400051: shims (for wheel alignment):

This includes:

- 8 x shims, 0.3mm
- 8 x shims, 0.5mm
- 8 x shims, 1.0mm
- 8 x shims, 1.5mm
- 4 x shims, 2.0mm
- 4 x shims, 2.5mm
- 4 x shims, 3.0mm

Additional requirements of these shim kits must be ordered separately by **Lamborghini Technical Service**.

#### **Additional material and tools required**

No Lamborghini special tools required.

Please use a suitable lever (commercially available tool) for detaching the ball joints on the double wishbones (see example in illustrations).







## Workshop Instructions

**1.1** Take all necessary precautions to ensure safety in the workshop and to avoid damage to the vehicle.

**1.2** Replace the double wishbones and nuts (as listed below) with new parts.

Please refer to the instructions for removal and installation available in the Web Portal under the following headings:

- Gallardo Coupé MY 06, Main group 04, Sub-group 11, Files 03-05
- Gallardo Coupé MY 06, Main group 05, Sub-group 11, Files 03-05

**1.3** Perform wheel alignment check after replacing wishbones. Please refer to the relevant specifications available in the Web Portal under the following heading:

- Gallardo Coupé MY 06, Main Group 00, Sub-group 11, File 01

The log showing the results of the wheel alignment check must be returned together with the warranty claim. Road test the vehicle after completing the repair in order to check that the vehicle handles properly.

**1.4** Record completion of recall campaign in Warranty and Maintenance booklet (Service and Recall section). Confirm this entry with your company stamp. Important: attach a copy of this entry when submitting the warranty claim.

### **Parts to be replaced:** (see illustrations on following pages)

- 1 x Double wishbone, top left (front axle)
- 1 x Double wishbone, top right (front axle)
- 1 x Double wishbone, bottom left (front axle)
- 1 x Double wishbone, bottom right (front axle)
- 2 x Double wishbones, top (rear axle)
- 2 x Stud
- 38 x Nut

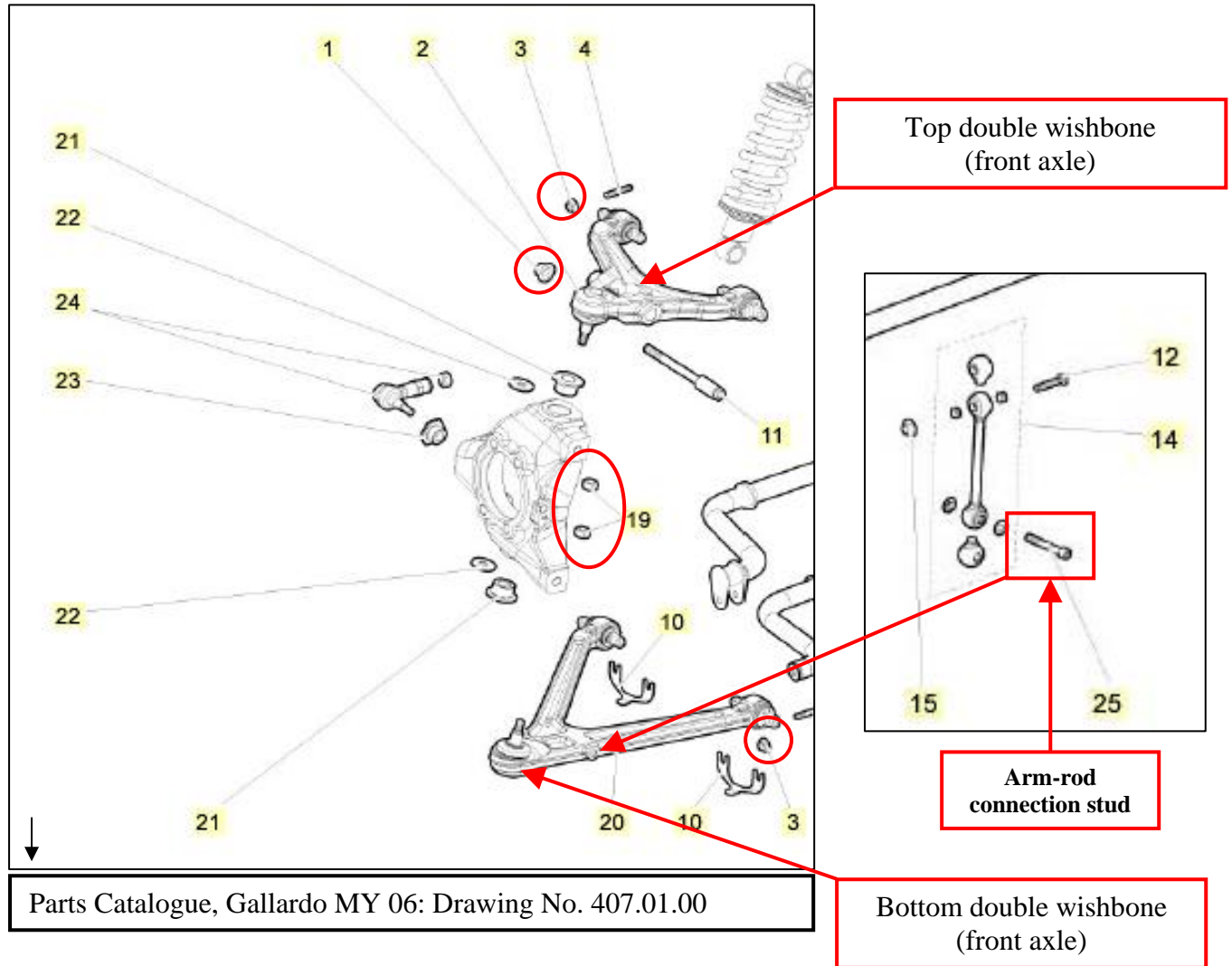
---

*The information and procedures published below are strictly confidential and intended exclusively for authorized operators and individuals. All copyrights are the property of Automobili Lamborghini S.p.A based on copyright law. The company reserves the right to make updates and modifications. The reprinting, reproduction, forwarding to unauthorized people and/or to third parties and partial or entire translation thereof are prohibited without written authorization from Automobili Lamborghini S.p.A.*



The following pages include additional descriptions of the parts to be replaced and the specified tightening torques.


**Double wishbones (front):**






Top double wishbone (front axle):


All illustrations show the right side of the vehicle.



Nut No. 3 on drawing



Nut No. 1 on drawing




Nut No. 19 on drawing

*The information and procedures published below are strictly confidential and intended exclusively for authorized operators and individuals. All copyrights are the property of Automobili Lamborghini S.p.A based on copyright law. The company reserves the right to make updates and modifications. The reprinting, reproduction, forwarding to unauthorized people and/or to third parties and partial or entire translation thereof are prohibited without written authorization from Automobili Lamborghini S.p.A.*




Bottom double wishbone (front axle):

All illustrations show the right side of the vehicle.



Nut No. 3 on drawing



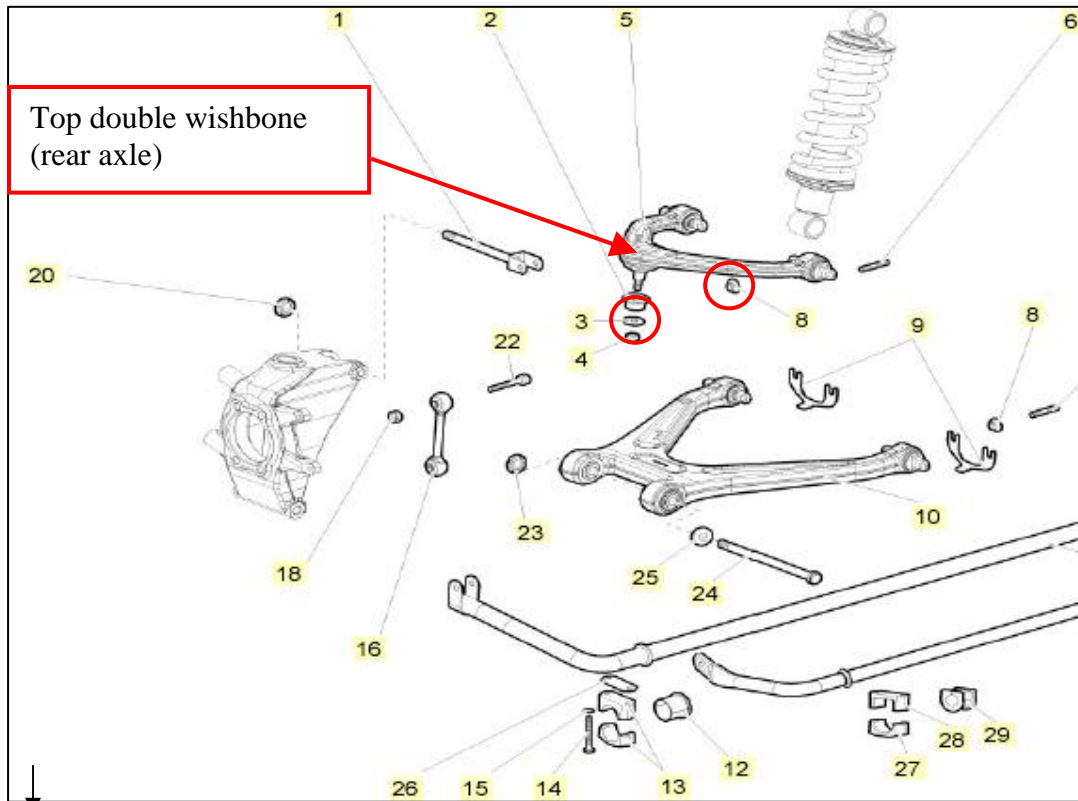
Nut No. 19 on drawing



Connection No. 25 on drawing




**Top double wishbone (rear axle):**




Parts Catalogue, Gallardo MY 06: Drawing No. 505.01.00



All illustrations show the right side of the vehicle.



Nut No. 8 on drawing



Nut No. 4 on drawing