



Subject: MYMAZDA APP CONNECTED VEHICLE ERROR CODE DESCRIPTION AND RECOVERY INFORMATION	Service Alert No.: SA-040/26
	Last Issued : 06/15/2026

BULLETIN NOTES

This Service Alert supersedes the previously issued SA(s) listed below. The changes are noted in Red.

Previous SAs:	Date(s) Issued:
SA-009/25	08/22/25 and 02/18/25
SA-064/24	09/23/24

APPLICABLE MODEL(S)/VINS

2019-2026 Mazda3	2021-2023 CX-9	2024-2026 CX-90 (All)
2020-2026 CX-30	2022-2023 MX-30	2024-2026 MX-5
2021-2026 CX-5	2023-2026 CX-50 (All)	2025-2026 CX-70 (All)

DESCRIPTION

Some customers may experience a Connected Vehicle failure. The MyMazda App may display an Error Code. This document provides Error Code description and recovery information to assist with repairs.

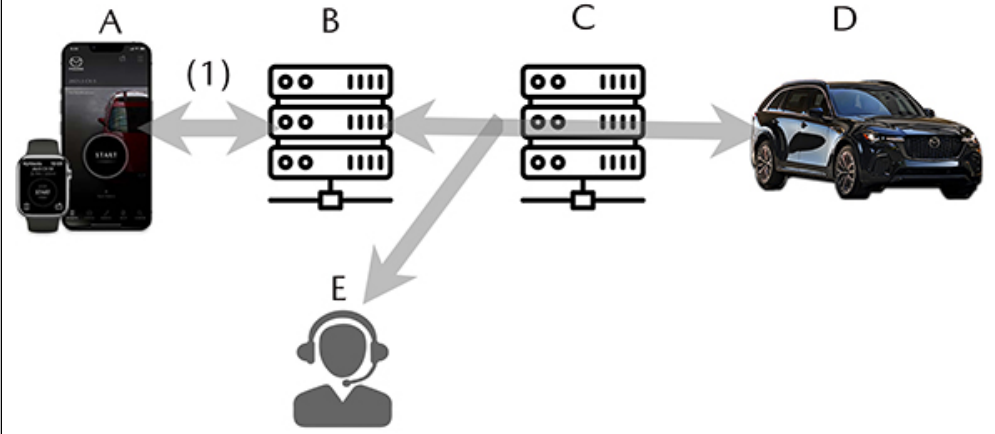
Index

- [System Outline](#)
- [MYMAZDA App Connected Vehicle \(CV\) Error Codes](#)
- [Vehicle Confirmation Instructions](#)
- [Troubleshooting Instructions](#)
- [Resources](#)

CONSUMER NOTICE: The information and instructions in this bulletin are intended for use by skilled technicians. Mazda technicians utilize the proper tools/ equipment and take training to correctly and safely maintain Mazda vehicles. These instructions should not be performed by "do-it-yourselfers." Customers should not assume this bulletin applies to their vehicle or that their vehicle will develop the described concern. To determine if the information applies, customers should contact their nearest authorized Mazda dealership. Mazda North American Operations reserves the right to alter the specifications and contents of this bulletin without obligation or advance notice. All rights reserved. No part of this bulletin may be reproduced in any form or by any means, electronic or mechanical--including photocopying and recording and the use of any kind of information storage and retrieval system ---without permission in writing.

System Outline

System Structure Outline



Main Function

A - MyMazda App

- User interface about operation / information

(1) - Data

- Communication through customer network

B - System Center

- User / Contract information management system operation

C - Local Carrier

- Communication network provider
- Data, SMS and Voice

D - Vehicle

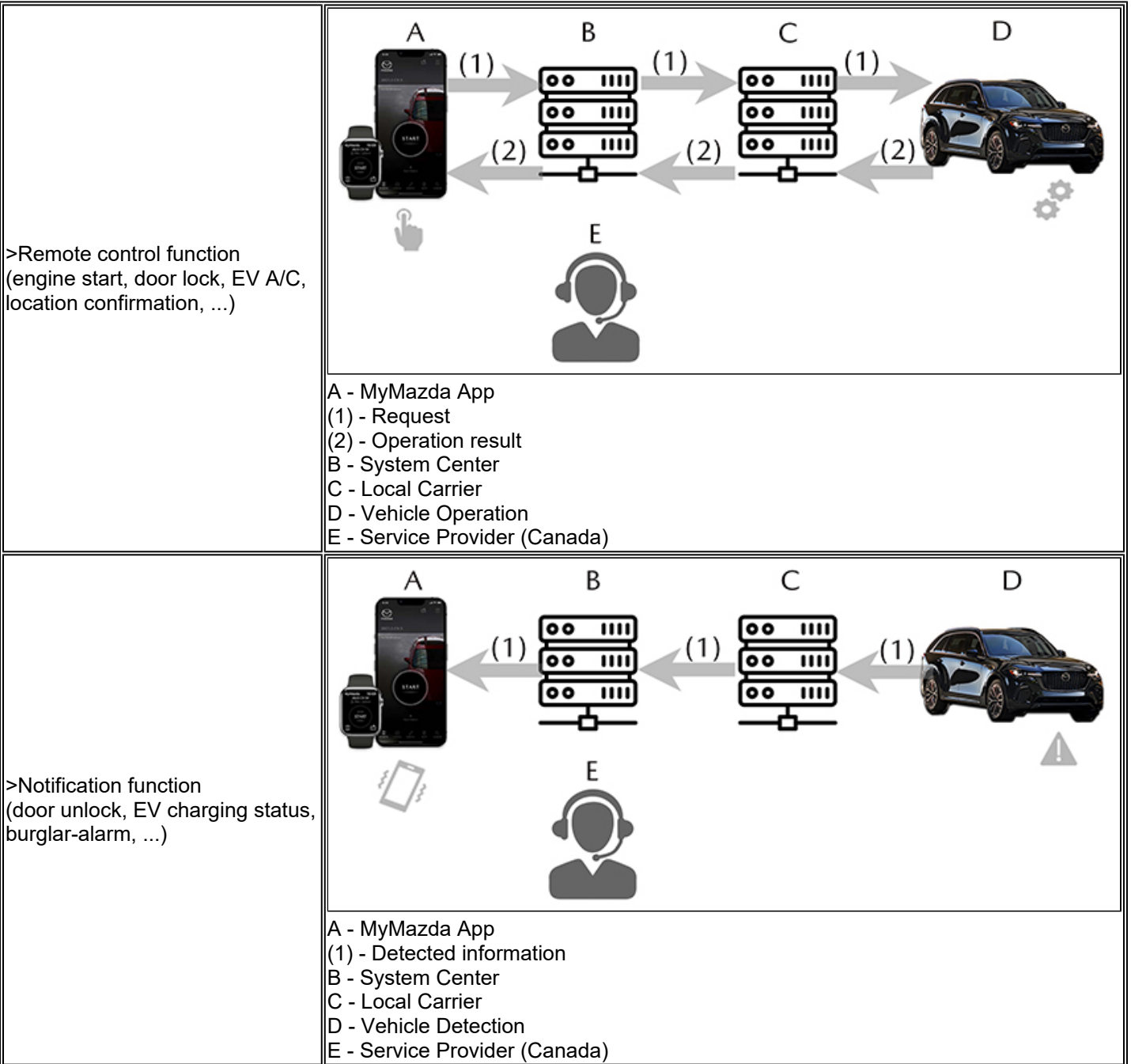
- System operation based on order by Telecommunication Module (TCU)
- TCU with SIM, works like smartphone

E - Service Provider (Canada)

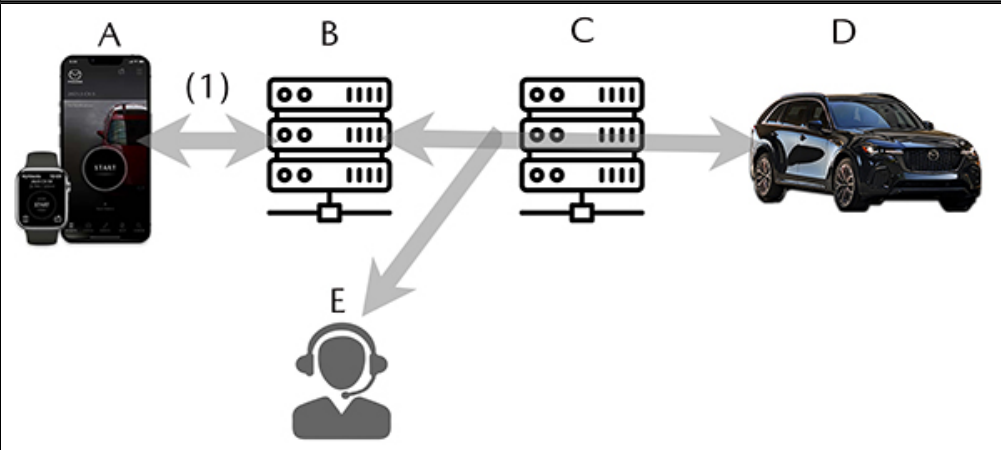
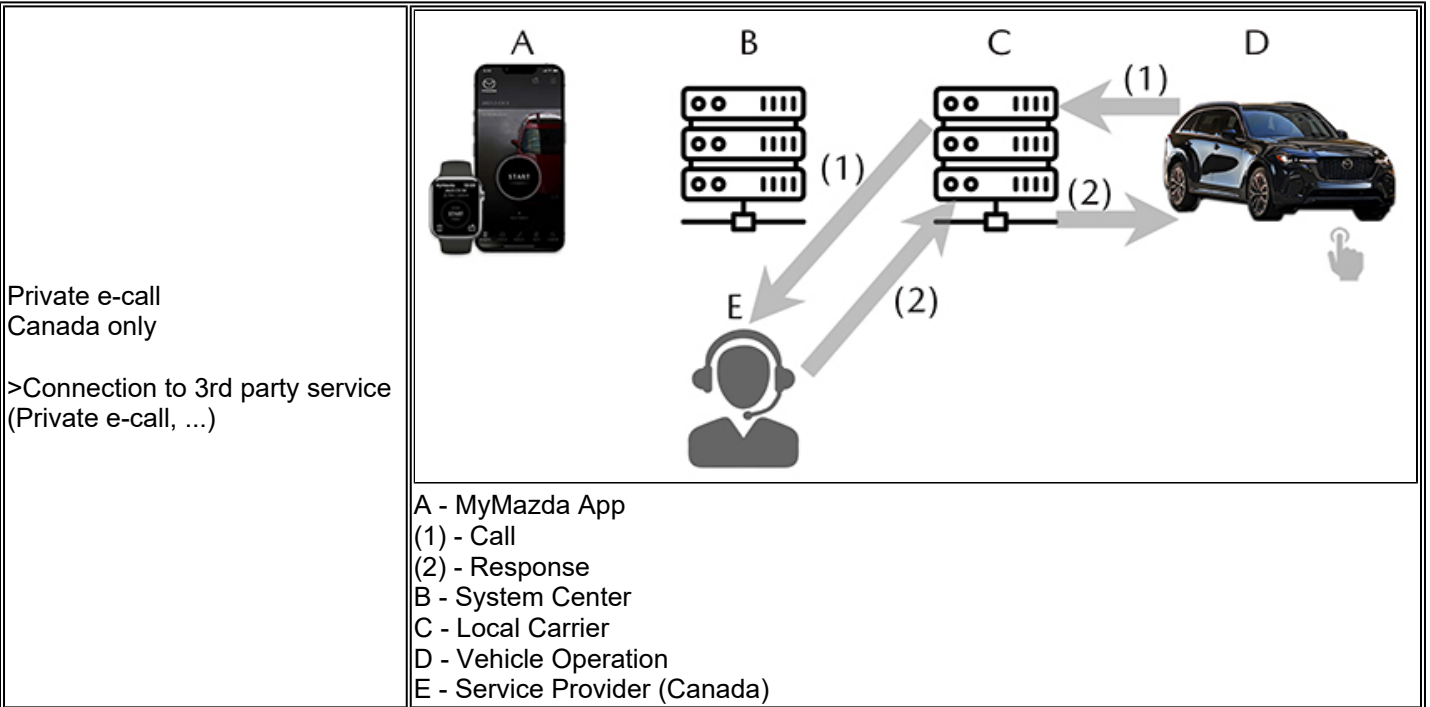
- Additional service provider

Workflow Outline

CONSUMER NOTICE: The information and instructions in this bulletin are intended for use by skilled technicians. Mazda technicians utilize the proper tools/ equipment and take training to correctly and safely maintain Mazda vehicles. These instructions should not be performed by "do-it-yourselfers." Customers should not assume this bulletin applies to their vehicle or that their vehicle will develop the described concern. To determine if the information applies, customers should contact their nearest authorized Mazda dealership. Mazda North American Operations reserves the right to alter the specifications and contents of this bulletin without obligation or advance notice. All rights reserved. No part of this bulletin may be reproduced in any form or by any means, electronic or mechanical---including photocopying and recording and the use of any kind of information storage and retrieval system ---without permission in writing.



CONSUMER NOTICE: The information and instructions in this bulletin are intended for use by skilled technicians. Mazda technicians utilize the proper tools/ equipment and take training to correctly and safely maintain Mazda vehicles. These instructions should not be performed by "do-it-yourselfers." Customers should not assume this bulletin applies to their vehicle or that their vehicle will develop the described concern. To determine if the information applies, customers should contact their nearest authorized Mazda dealership. Mazda North American Operations reserves the right to alter the specifications and contents of this bulletin without obligation or advance notice. All rights reserved. No part of this bulletin may be reproduced in any form or by any means, electronic or mechanical---including photocopying and recording and the use of any kind of information storage and retrieval system ---without permission in writing.



MYMAZDA App Connected Vehicle (CV) Error Codes

Index			
Error Codes			
200***	400S04	400S15	401C00
400C00	400S05	400S16	403C00
400C01	400S06	400S17	409C00
400C02	400S07	400S18	500C00

CONSUMER NOTICE: The information and instructions in this bulletin are intended for use by skilled technicians. Mazda technicians utilize the proper tools/ equipment and take training to correctly and safely maintain Mazda vehicles. These instructions should not be performed by "do-it-yourselfers." Customers should not assume this bulletin applies to their vehicle or that their vehicle will develop the described concern. To determine if the information applies, customers should contact their nearest authorized Mazda dealership. Mazda North American Operations reserves the right to alter the specifications and contents of this bulletin without obligation or advance notice. All rights reserved. No part of this bulletin may be reproduced in any form or by any means, electronic or mechanical--including photocopying and recording and the use of any kind of information storage and retrieval system ---without permission in writing.

400C03	400S08	400S19	500C01
400C04	400S09	400S20	500C02
400C05	400S10	400S21	500C03
400C06	400S11	400S22	500C06
400S00	400S12	400S23	500C07
400S01	400S13	400S24	E401005
400S03	400S14	400S25	E900500

Error Messages

- Internal Usher SDK error
- Multiple devices detected
- Enrollment in Progress

- Vehicle Confirmation Instructions
- Troubleshooting Instructions

Error Code Troubleshooting

200***

Description	The request was completed successfully [200***]
Customer	No action needed
Dealer	No action needed

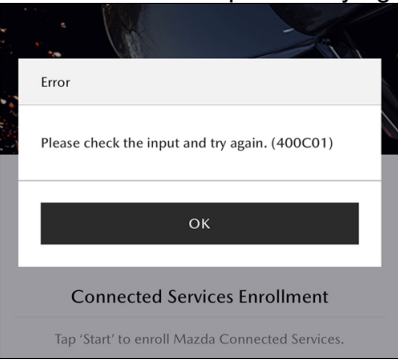
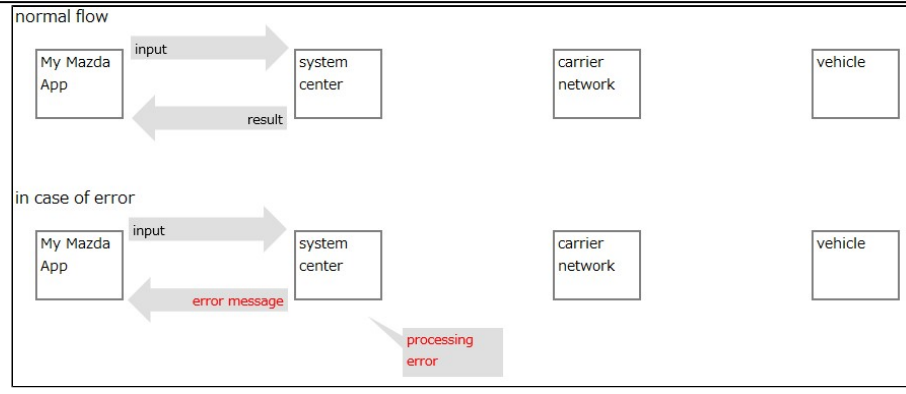
400C00

Description	This occurs when the customer's input information contains an invalid value or a required value does not exist.	
MyMazda App Message	Please check the input and try again. [400C00]	
Process Flow		
Confirmation/ Recovery	Customer	Confirm input data (ex. input alphabet into the area which is required number) Check that there are no blanks in required input fields.
	Dealer	If there are no abnormalities in the input values, there may be a

CONSUMER NOTICE: The information and instructions in this bulletin are intended for use by skilled technicians. Mazda technicians utilize the proper tools/ equipment and take training to correctly and safely maintain Mazda vehicles. These instructions should not be performed by "do-it-yourselfers." Customers should not assume this bulletin applies to their vehicle or that their vehicle will develop the described concern. To determine if the information applies, customers should contact their nearest authorized Mazda dealership. Mazda North American Operations reserves the right to alter the specifications and contents of this bulletin without obligation or advance notice. All rights reserved. No part of this bulletin may be reproduced in any form or by any means, electronic or mechanical--including photocopying and recording and the use of any kind of information storage and retrieval system ---without permission in writing.

problem with the system center -> Go to "[Troubleshooting Instructions](#)".

400C01

Description	It occurs when customer's input contains invalid value or there is blank at required items.	
MyMazda App Message	<p>Please check the input and try again. (400C01)</p> 	
Process Flow		
Confirmation/ Recovery	Customer	Wait several minutes and try again. Review the input data and try again.
	Dealer	If the error continues to occur, there may be a problem with the system center -> Go to " Troubleshooting Instructions ".

400C02

Description	It occurs when the request (date information) is incorrect.	
MyMazda App Message	Please check the date input and try again. [400C02]	

CONSUMER NOTICE: The information and instructions in this bulletin are intended for use by skilled technicians. Mazda technicians utilize the proper tools/ equipment and take training to correctly and safely maintain Mazda vehicles. These instructions should not be performed by "do-it-yourselfers." Customers should not assume this bulletin applies to their vehicle or that their vehicle will develop the described concern. To determine if the information applies, customers should contact their nearest authorized Mazda dealership. Mazda North American Operations reserves the right to alter the specifications and contents of this bulletin without obligation or advance notice. All rights reserved. No part of this bulletin may be reproduced in any form or by any means, electronic or mechanical--including photocopying and recording and the use of any kind of information storage and retrieval system ---without permission in writing.

Process Flow		
	Customer	Review the input data and try again.
Confirmation/ Recovery	Dealer	If the error continues to occur, there may be a problem with the system center -> Go to " Troubleshooting Instructions ".

400C03

Description	This occurs when the customer's input information contains invalid values.	
MyMazda App Message	Please check the input and try again. [400C03]	
Process Flow		
	Customer	Review the input data and try again. Wait about 5 minutes and try the operation again.
Confirmation/ Recovery	Dealer	If the error continues to occur, there may be a problem with the system center -> Go to " Troubleshooting Instructions ".

400C04

Description	<p>This occurs when there is no data matching the conditions in the process of checking the vehicle status using services such as Remote Control or Vehicle Status.</p> <p>Main factors;</p> <ul style="list-style-type: none"> • When adding VIN or searching from MCVV, a VIN that was not registered at the center was specified due to a VIN input error. • Files are not uploaded from the onboard device (time lag in ofn files, etc.). 	
MyMazda App	Please check the input and try again. [400C04]	

CONSUMER NOTICE: The information and instructions in this bulletin are intended for use by skilled technicians. Mazda technicians utilize the proper tools/ equipment and take training to correctly and safely maintain Mazda vehicles. These instructions should not be performed by "do-it-yourselfers." Customers should not assume this bulletin applies to their vehicle or that their vehicle will develop the described concern. To determine if the information applies, customers should contact their nearest authorized Mazda dealership. Mazda North American Operations reserves the right to alter the specifications and contents of this bulletin without obligation or advance notice. All rights reserved. No part of this bulletin may be reproduced in any form or by any means, electronic or mechanical--including photocopying and recording and the use of any kind of information storage and retrieval system ---without permission in writing.

Message		
Process Flow		
Confirmation/ Recovery	<p>Customer</p> <p>Dealer</p>	<p>Wait about 5 minutes and try the operation again. Turn on IG-on, check the reception strength icon at the bottom right of the center display.</p> <p>If the reception is poor, the function cannot be executed.</p> <p>Go to Vehicle Confirmation Instructions.</p>

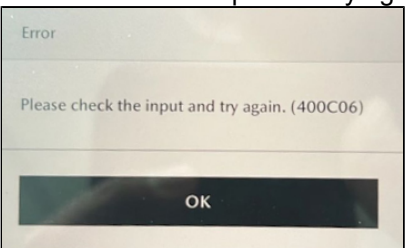
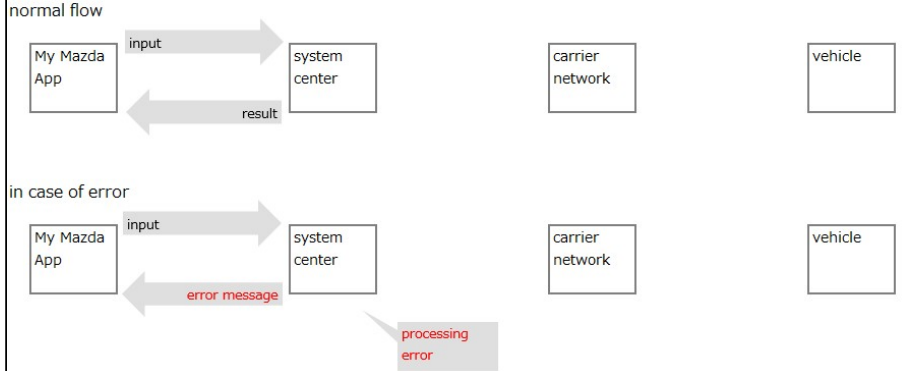
400C05

Description	Occurs when there is no data matching the conditions during processing (ex. inbox update process)	
MyMazda App Message	Please check the input and try again. [400C05]	
Process Flow		
Confirmation/ Recovery	<p>Customer</p> <p>Dealer</p>	<p>Review the input data and try again.</p> <p>If there are no abnormalities in the input values, there may be a problem with the system center -> Go to "Troubleshooting Instructions".</p>

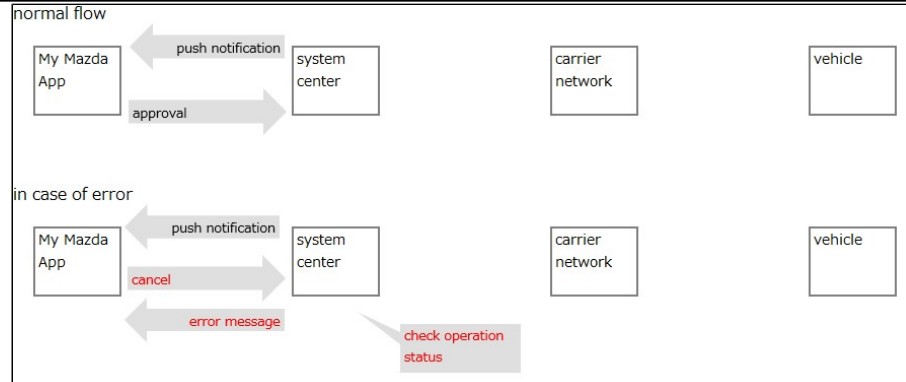
400C06

Description	Occurs due to a processing error at the system center (call processing error).
-------------	--

CONSUMER NOTICE: The information and instructions in this bulletin are intended for use by skilled technicians. Mazda technicians utilize the proper tools/ equipment and take training to correctly and safely maintain Mazda vehicles. These instructions should not be performed by "do-it-yourselfers." Customers should not assume this bulletin applies to their vehicle or that their vehicle will develop the described concern. To determine if the information applies, customers should contact their nearest authorized Mazda dealership. Mazda North American Operations reserves the right to alter the specifications and contents of this bulletin without obligation or advance notice. All rights reserved. No part of this bulletin may be reproduced in any form or by any means, electronic or mechanical--including photocopying and recording and the use of any kind of information storage and retrieval system ---without permission in writing.

<p>MyMazda App Message</p>	<p>Please check the input and try again. (400C06)</p> 	
<p>Process Flow</p>		
<p>Confirmation/ Recovery</p>	<p>Customer</p>	<p>Review the input data and try again. Wait about 5 minutes and try the operation again.</p>
	<p>Dealer</p>	<p>If there are no abnormalities in the input values, there may be a problem with the system center -> Go to "Troubleshooting Instructions".</p>

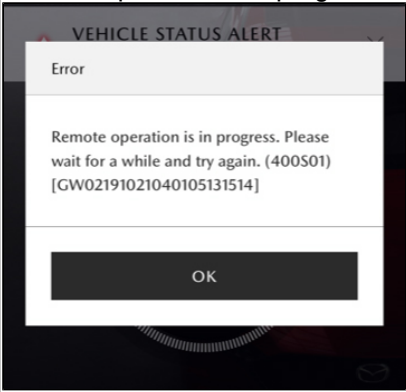
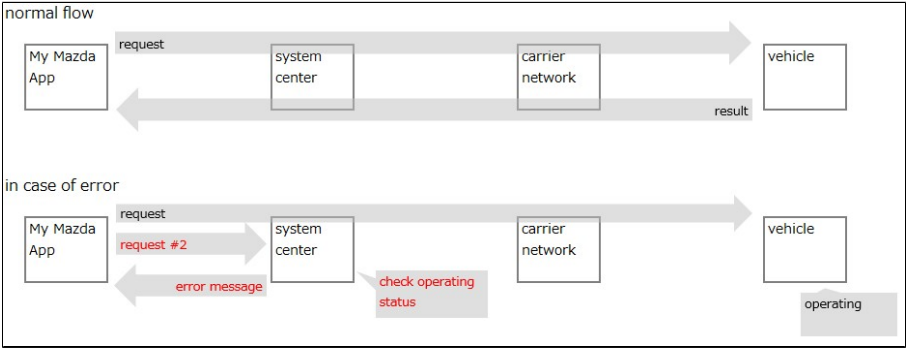

400S00

<p>Description</p>	<p>This occurs because "Cancel" was selected in response to a push notification for an approval request.</p>	
<p>MyMazda App Message</p>	<p>Please wait for a while and try again. If the error error continues, please contact the call center. [400S00]</p>	
<p>Process Flow</p>		
<p>Confirmation/ Recovery</p>	<p>Customer</p>	<p>Retry the operation again.</p>
	<p>Dealer</p>	<p>This is a system error and may or may not be resolved by repeated retries. If the error continues to occur, there may be a problem with the system</p>


CONSUMER NOTICE: The information and instructions in this bulletin are intended for use by skilled technicians. Mazda technicians utilize the proper tools/ equipment and take training to correctly and safely maintain Mazda vehicles. These instructions should not be performed by "do-it-yourselfers." Customers should not assume this bulletin applies to their vehicle or that their vehicle will develop the described concern. To determine if the information applies, customers should contact their nearest authorized Mazda dealership. Mazda North American Operations reserves the right to alter the specifications and contents of this bulletin without obligation or advance notice. All rights reserved. No part of this bulletin may be reproduced in any form or by any means, electronic or mechanical--including photocopying and recording and the use of any kind of information storage and retrieval system ---without permission in writing.

center -> Go to "[Troubleshooting Instructions](#)".

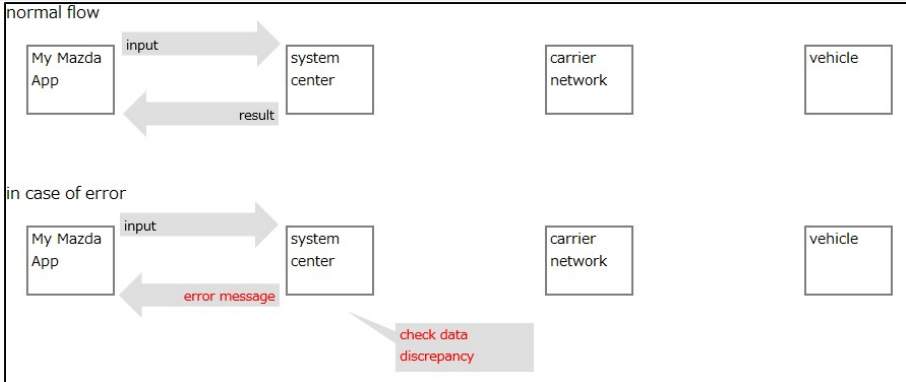
400S01

<p>Description</p>	<p>Occurs when the next remote operation is performed before the previous remote operation request has completed. In addition, it occurs in the following cases; All steps were not completed when replacing the TCU, and keys could not be exchanged.</p>	
<p>MyMazda App Message</p>	<p>Remote operation is in progress. Please wait for a while and try again. (400S01)</p>  <p>Only one remote request can be completed per 60-second period.</p>	
<p>Cause</p>	<p>Multiple execution of remote control.</p>	
<p>Process Flow</p>		
<p>Confirmation/ Recovery</p>	<p>Customer</p>	<p>Wait for a response to the previous request, or wait 5 minutes and try again. Make sure that the vehicle keys are not left inside the vehicle. → If it remains, it cannot be executed. Check to see if any operations, such as opening a door, are being performed between the time the operation is performed and the response is received from the vehicle. → Cannot be executed if there is an operation. Turn on IG-on, check the reception strength icon at the bottom right of the center display.</p>  <p>If the reception is poor, the function cannot be executed.</p>

CONSUMER NOTICE: The information and instructions in this bulletin are intended for use by skilled technicians. Mazda technicians utilize the proper tools/ equipment and take training to correctly and safely maintain Mazda vehicles. These instructions should not be performed by "do-it-yourselfers." Customers should not assume this bulletin applies to their vehicle or that their vehicle will develop the described concern. To determine if the information applies, customers should contact their nearest authorized Mazda dealership. Mazda North American Operations reserves the right to alter the specifications and contents of this bulletin without obligation or advance notice. All rights reserved. No part of this bulletin may be reproduced in any form or by any means, electronic or mechanical--including photocopying and recording and the use of any kind of information storage and retrieval system ---without permission in writing.

		
	Dealer	Follow the Vehicle Confirmation Instructions .

400S03

Description	This occurs when the data in question does not exist, has already been deleted, or the input data is incorrect when deleting a user.	
MyMazda App Message	Target data is not available. This data has already been deleted or is incorrect. [400S03]	
Cause	Because there are cases where conditions are not met, and where even if conditions are met, it may be deleted depending on the timing of processing.	
Process Flow		
Confirmation/ Recovery	Customer	Review the input data and try again.
	Dealer	If the error continues to occur, there may be a problem with the system center -> Go to " Troubleshooting Instructions ".

400S04

Description	<p>Occurs when a remote engine stop request is made when the vehicle is in one of the following conditions;</p> <ul style="list-style-type: none"> • Remote engine start is not requested • Remote engine start is requested, but the engine is stopped <p>Main factors;</p> <ul style="list-style-type: none"> • The signal condition at the parking place is poor. • Necessary information is not properly transmitted from the vehicle to the center. 	
MyMazda App Message	A remote engine stop request cannot be executed unless the vehicle was started with a remote engine start request. [400S04]	
Cause	<p>User sent Remote Engine Stop request when in either of following status</p> <ul style="list-style-type: none"> • Having no request history of Remote Engine Start • Having a request of Remote Engine Start, but its engine was stopped then. 	



CONSUMER NOTICE: The information and instructions in this bulletin are intended for use by skilled technicians. Mazda technicians utilize the proper tools/ equipment and take training to correctly and safely maintain Mazda vehicles. These instructions should not be performed by "do-it-yourselfers." Customers should not assume this bulletin applies to their vehicle or that their vehicle will develop the described concern. To determine if the information applies, customers should contact their nearest authorized Mazda dealership. Mazda North American Operations reserves the right to alter the specifications and contents of this bulletin without obligation or advance notice. All rights reserved. No part of this bulletin may be reproduced in any form or by any means, electronic or mechanical--including photocopying and recording and the use of any kind of information storage and retrieval system ---without permission in writing.

<p>Process Flow</p>	<p>normal flow</p> <p>My Mazda App → request → system center → carrier network → vehicle → result → system center → My Mazda App</p> <p>in case of error</p> <p>My Mazda App → request → system center → carrier network → vehicle → result → system center → My Mazda App (error message)</p> <p>checking execution status</p>	
<p>Confirmation/ Recovery</p>	<p>Customer</p>	<ul style="list-style-type: none"> • Check if remote engine start has been requested • Check the vehicle and make sure the engine is started • Turn on IG-on, check the reception strength icon at the bottom right of the center display. <p>If the reception is poor, the function cannot be executed.</p>
<p>Dealer</p>		<p>Follow the Vehicle Confirmation Instructions.</p>

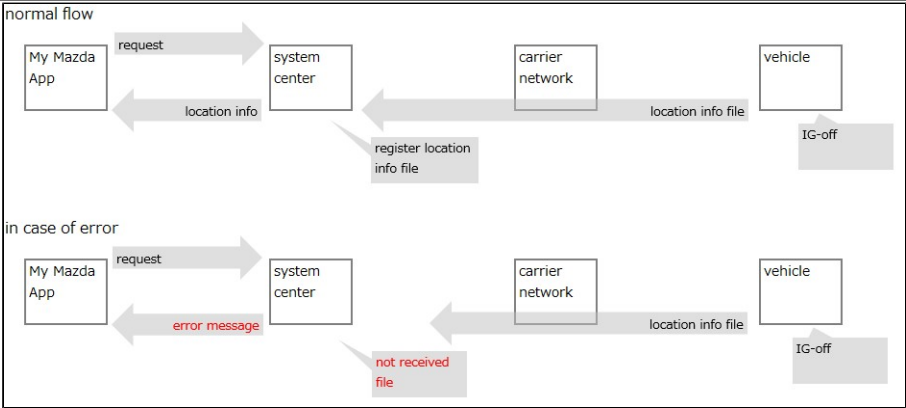


400S05

<p>Description</p>	<p>It occurs when the remote door unlock cannot be executed because the previous request is being processed.</p>	
<p>MyMazda App Message</p>	<p>Remote operation is in progress. Please wait for a while and try again. [400S05]</p>	
<p>Cause</p>	<p>Multiple execution of remote control.</p>	
<p>Process Flow</p>	<p>normal flow</p> <p>My Mazda App → request → system center → carrier network → vehicle → result → system center → My Mazda App</p> <p>in case of error</p> <p>My Mazda App → request → system center → carrier network → vehicle → result → system center → My Mazda App (error message)</p> <p>request #2</p> <p>check operating status</p> <p>operating</p>	
<p>Confirmation/ Recovery</p>	<p>Customer</p>	<ul style="list-style-type: none"> • Wait for a response to the previous request, or wait about 5 minutes before attempting the operation again.

CONSUMER NOTICE: The information and instructions in this bulletin are intended for use by skilled technicians. Mazda technicians utilize the proper tools/ equipment and take training to correctly and safely maintain Mazda vehicles. These instructions should not be performed by "do-it-yourselfers." Customers should not assume this bulletin applies to their vehicle or that their vehicle will develop the described concern. To determine if the information applies, customers should contact their nearest authorized Mazda dealership. Mazda North American Operations reserves the right to alter the specifications and contents of this bulletin without obligation or advance notice. All rights reserved. No part of this bulletin may be reproduced in any form or by any means, electronic or mechanical--including photocopying and recording and the use of any kind of information storage and retrieval system ---without permission in writing.

		<ul style="list-style-type: none"> • Turn on IG-on, check the reception strength icon at the bottom right of the center display.  • If the reception is poor, the function cannot be executed.  • If the information file cannot be sent to the system center when IG-off, the vehicle status may not be updated.
Dealer		Follow the Vehicle Confirmation Instructions .

400S06

Description	<p>This occurs when location information cannot be obtained when logging in, performing a service that obtains location information, such as displaying a map or Vehicle Finder. Main factorsThe signal condition at the parking place is poor.</p>	
MyMazda App Message	The location data is not available. [400S06]	
Cause	<p>The signal condition at the parking place is poor. Occurs in the case of specific conditions of in-vehicle data.</p>	
Process Flow	 <p>The diagram illustrates two scenarios: 'normal flow' and 'in case of error'. In the normal flow, the My Mazda App sends a 'request' to the system center, which then sends a 'location info file' to the carrier network, which finally sends it to the vehicle. The vehicle then sends an 'IG-off' signal back to the system center. In the 'in case of error' scenario, the My Mazda App sends a 'request' to the system center, which sends a 'location info file' to the carrier network, but the carrier network fails to deliver it to the vehicle, resulting in a 'not received file' message being sent back to the system center, which then sends an 'error message' back to the My Mazda App.</p>	
Confirmation/ Recovery	Customer	<p>Turn on IG-on, check the reception strength icon at the bottom right of the center display. </p> <p>If the reception is poor, the function cannot be executed. </p>
Dealer		Follow the Vehicle Confirmation Instructions .

400S07

CONSUMER NOTICE: The information and instructions in this bulletin are intended for use by skilled technicians. Mazda technicians utilize the proper tools/ equipment and take training to correctly and safely maintain Mazda vehicles. These instructions should not be performed by "do-it-yourselfers." Customers should not assume this bulletin applies to their vehicle or that their vehicle will develop the described concern. To determine if the information applies, customers should contact their nearest authorized Mazda dealership. Mazda North American Operations reserves the right to alter the specifications and contents of this bulletin without obligation or advance notice. All rights reserved. No part of this bulletin may be reproduced in any form or by any means, electronic or mechanical---including photocopying and recording and the use of any kind of information storage and retrieval system ---without permission in writing.

Description	It occurs if code generation for authentication is locked temporarily.	
MyMazda App Message	N/A	
Cause	Passcode generation is temporarily locked.	
Process Flow		
Confirmation/ Recovery	Customer	Wait at least 60 minutes and try again.
	Dealer	If the error continues to occur, there may be a problem with the system center -> Go to " Troubleshooting Instructions ".

400S08

Description	This occurs when the OTP expiration time (10 minutes) has expired. *OTP = one time passcode	
MyMazda App Message	N/A	
Process Flow		
Confirmation/ Recovery	Customer	Resend a new verification code.
	Dealer	If the error continues to occur, there may be a problem with the system center -> Go to " Troubleshooting Instructions ".

400S09

Description	This occurs when the one-time passwords entered does not match.	
MyMazda App Message	Please check the verification code and try again. [400S09]	

CONSUMER NOTICE: The information and instructions in this bulletin are intended for use by skilled technicians. Mazda technicians utilize the proper tools/ equipment and take training to correctly and safely maintain Mazda vehicles. These instructions should not be performed by "do-it-yourselfers." Customers should not assume this bulletin applies to their vehicle or that their vehicle will develop the described concern. To determine if the information applies, customers should contact their nearest authorized Mazda dealership. Mazda North American Operations reserves the right to alter the specifications and contents of this bulletin without obligation or advance notice. All rights reserved. No part of this bulletin may be reproduced in any form or by any means, electronic or mechanical--including photocopying and recording and the use of any kind of information storage and retrieval system ---without permission in writing.

Process Flow		
	Customer	Review the input data and try again. Wait about 5 minutes and try the operation again.
Confirmation/ Recovery	Dealer	If the error continues to occur, there may be a problem with the system center -> Go to " Troubleshooting Instructions ".

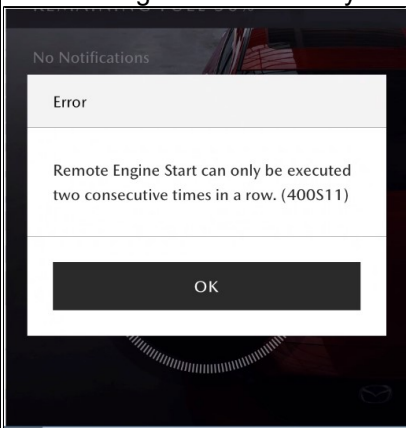
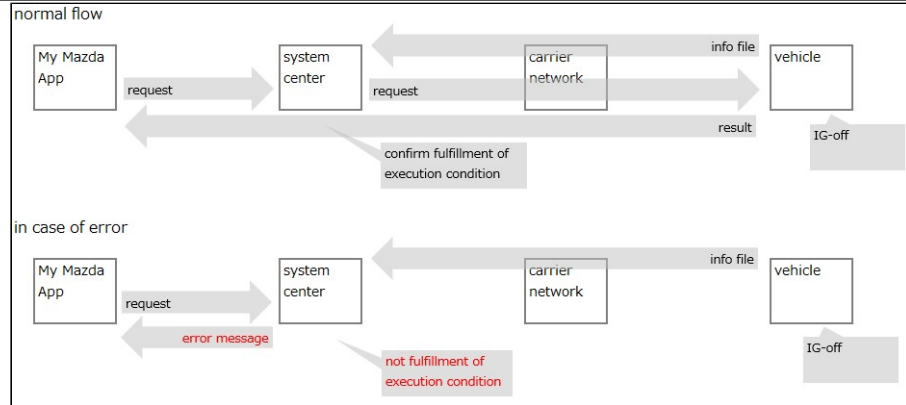

400S10

Description	This occurs when the input OTP has already been accepted. □ OTP = one time passcode	
MyMazda App Message	N/A	
Process Flow		
	Customer	Resend a new verification code
Confirmation/ Recovery	Dealer	If the error continues to occur, there may be a problem with the system center -> Go to " Troubleshooting Instructions ".

400S11

Description	<p>Occurs when a request is executed exceeding the limit for consecutive executions of remote control engine start (2 times). Main factors;</p> <ul style="list-style-type: none"> • Vehicle location information and mileage information are not updating properly, and the number of executions is not updated. • Necessary information cannot be sent from the vehicle to the center
-------------	---

CONSUMER NOTICE: The information and instructions in this bulletin are intended for use by skilled technicians. Mazda technicians utilize the proper tools/ equipment and take training to correctly and safely maintain Mazda vehicles. These instructions should not be performed by "do-it-yourselfers." Customers should not assume this bulletin applies to their vehicle or that their vehicle will develop the described concern. To determine if the information applies, customers should contact their nearest authorized Mazda dealership. Mazda North American Operations reserves the right to alter the specifications and contents of this bulletin without obligation or advance notice. All rights reserved. No part of this bulletin may be reproduced in any form or by any means, electronic or mechanical--including photocopying and recording and the use of any kind of information storage and retrieval system ---without permission in writing.

<p>MyMazda App Message</p>	<p>Remote Engine Start can only be executed two consecutive times in a row. (400S11)</p>  <p>If Remote Engine Start is used, the engine will stop running automatically after 15 minutes for safety, security and emissions. Remote Engine Start can only be used 2 consecutive times while the vehicle is not driven. After the vehicle has been driven, the use count is reset.</p>	
<p>Cause</p>	<p>Exceeded the number of times the remote engine start.</p>	
<p>Process Flow</p>	 <p>The diagram illustrates the communication flow for Remote Engine Start. In the 'normal flow', the My Mazda App sends a 'request' to the system center, which then sends a 'request' through the carrier network to the vehicle. The vehicle returns an 'info file' to the carrier network, which then sends a 'result' back to the system center. The system center sends a 'confirm fulfillment of execution condition' message to the My Mazda App. In the 'in case of error' scenario, the My Mazda App sends a 'request' to the system center, which sends an 'error message' back. The system center also sends an 'info file' to the carrier network, which then sends a 'not fulfillment of execution condition' message back to the system center. Both flows end with the vehicle being 'IG-off'.</p>	
<p>Confirmation/ Recovery</p>	<p>Customer</p>	<p>Check whether the request operation has been performed more than 3 times. Check whether the following conditions (required conditions for execution) are met.</p> <ul style="list-style-type: none"> • The vehicle has stopped after driving for more than 100 meters. • 24 hours have passed since the last execution <p>Turn on IG-on, check the reception strength icon at the bottom right of the center display.</p>  <p>If the reception is poor, the function cannot be executed.</p>

CONSUMER NOTICE: The information and instructions in this bulletin are intended for use by skilled technicians. Mazda technicians utilize the proper tools/ equipment and take training to correctly and safely maintain Mazda vehicles. These instructions should not be performed by "do-it-yourselfers." Customers should not assume this bulletin applies to their vehicle or that their vehicle will develop the described concern. To determine if the information applies, customers should contact their nearest authorized Mazda dealership. Mazda North American Operations reserves the right to alter the specifications and contents of this bulletin without obligation or advance notice. All rights reserved. No part of this bulletin may be reproduced in any form or by any means, electronic or mechanical---including photocopying and recording and the use of any kind of information storage and retrieval system ---without permission in writing.



If the information file cannot be sent to the center when IG-off, the vehicle status may not be updated.

Dealer

Follow the [Vehicle Confirmation Instructions](#).

400S12

Description	This occurs when a request is accepted again during the contract/cancellation process for a connected service.	
MyMazda App Message	"The enrollment process may take a few minutes. Once it is completed, you will be notified in the MyMazda app. Thank you for your patience. [400S12]"	
Cause	Enrollment request is being processed.	
Process Flow	<p>The diagram illustrates two scenarios for the enrollment process:</p> <ul style="list-style-type: none"> normal flow: My Mazda App sends a 'service acceptance' message to the system center. The system center sends a 'service flag' to the carrier network, which then sends a 'result' to the vehicle. A 'push notification' is sent from the system center back to the My Mazda App. in case of error: My Mazda App sends a 'service acceptance' message to the system center. The system center sends a 'service flag' to the carrier network, which then sends a 'result' to the vehicle. However, the system center also sends a 'service acceptance #2' message to the My Mazda App, which then sends an 'error message' back to the system center. A 'check duplication of processing' step is shown between the system center and the carrier network. 	
Confirmation/ Recovery	Customer	<p>Wait a few hours (up to 24 hours) and after receiving a push notification that OTP display is possible, execute the OTP request again. Processing is only performed between 6:00 a.m. and 10:00 p.m. Eastern time, so it may take more than 24 hours. Turn on IG-on, check the reception strength icon at the bottom right of the center display.</p> <p>If the reception is poor, the function cannot be executed.</p>
	Dealer	<p>Follow the Vehicle Confirmation Instructions.</p> <p>What happens when you open the Communication Line Status screen on MCVV and search for the target VIN;</p> <ul style="list-style-type: none"> → "Status" = "Open Requested" or "Open Flag Setting Requested" "Status Detail" = "Processing" <p>The service contract process is proceeding normally. Wait for the push notification to proceed.</p> <ul style="list-style-type: none"> "Status" = "Close Requested" "Status Detail" = "Processing"

CONSUMER NOTICE: The information and instructions in this bulletin are intended for use by skilled technicians. Mazda technicians utilize the proper tools/ equipment and take training to correctly and safely maintain Mazda vehicles. These instructions should not be performed by "do-it-yourselfers." Customers should not assume this bulletin applies to their vehicle or that their vehicle will develop the described concern. To determine if the information applies, customers should contact their nearest authorized Mazda dealership. Mazda North American Operations reserves the right to alter the specifications and contents of this bulletin without obligation or advance notice. All rights reserved. No part of this bulletin may be reproduced in any form or by any means, electronic or mechanical--including photocopying and recording and the use of any kind of information storage and retrieval system ---without permission in writing.

		<p>In this case, the cancellation process is in progress, so you will need to wait several hours (up to 12 hours). After that, check that "Status Detail" = "Close Completed" for the target VIN on MCVV and perform the cancellation process again.</p> <p>"Status" = "Open Requested" "Status Detail" = "Request failed" or "Open failed" In this case, the line opening request has failed → Go to "Troubleshooting Instructions".</p> <p>"Status" = "Open Requested" "Status Detail" = "Request failed" or "Flag setting failed" In this case, the request to start using the service has failed → Go to "Troubleshooting Instructions".</p> <p>"Status" = "Close Requested" "Status Detail" = "Request failed" or "Close failed" In this case, the line blockage request has failed → Go to "Troubleshooting Instructions".</p> <p>*Please note that if you perform TCU exchange when "Status" is in a state other than "Opened" or "Closed", contract execution processing will not be possible.</p>
--	--	--

400S13

Description	This occurs when a contract (agreement to terms) request is accepted when a connected service contract is already in place.	
MyMazda App Message	Your connected services enrollment is complete. If you still see the "ENROLL" button, please logout of the app and login again. [400S13]	
Cause	Enrollment processing has already been completed.	
Process Flow	<p>The diagram illustrates two scenarios: 'normal flow' and 'in case of error'. In the normal flow, the My Mazda App sends a 'service acceptance' message to the system center, which then sends a 'service flag' to the carrier network, which in turn sends a 'result' to the vehicle. A 'push notification' is sent from the system center back to the My Mazda App. In the 'in case of error' scenario, the My Mazda App sends a 'service acceptance' message to the system center, but an 'error message' is sent back. A callout box indicates to 'check duplication of processing'.</p>	
Confirmation/ Recovery	Customer	If the "ENROLL" button continues to be displayed, sign out and log in again.
	Dealer	If the error continues to occur, there may be a problem with the system center. -> Go to " Troubleshooting Instructions ".

400S14

CONSUMER NOTICE: The information and instructions in this bulletin are intended for use by skilled technicians. Mazda technicians utilize the proper tools/ equipment and take training to correctly and safely maintain Mazda vehicles. These instructions should not be performed by "do-it-yourselfers." Customers should not assume this bulletin applies to their vehicle or that their vehicle will develop the described concern. To determine if the information applies, customers should contact their nearest authorized Mazda dealership. Mazda North American Operations reserves the right to alter the specifications and contents of this bulletin without obligation or advance notice. All rights reserved. No part of this bulletin may be reproduced in any form or by any means, electronic or mechanical--including photocopying and recording and the use of any kind of information storage and retrieval system ---without permission in writing.

Description	This occurs when either the date of initial registration or the vehicle registration number cannot be obtained.	
Cause	Registration of vehicle information is incomplete.	
Process Flow		
Confirmation/ Recovery	Customer	---
	Dealer	It is suspected data registration problem at system center. -> Go to " Troubleshooting Instructions ".

400S15

Description	This occurs when the next contract cannot be processed because the cancellation process is in progress.	
MyMazda App Message	We are processing your request and it may take up to 5 minutes. You will be notified within the app once it is complete. If you do not see a confirmation message, please contact the call center. [400S15]	
Cause	Unsubscribe request is being processed.	
Process Flow		
Confirmation/ Recovery	Customer	---
	Dealer	Recovery work is required at the system center. -> Go to " Troubleshooting Instructions ".

400S16

Description	Occurs when remote control operation is performed while battery power consumption is exceeding (power saving mode). Main factors
-------------	---

CONSUMER NOTICE: The information and instructions in this bulletin are intended for use by skilled technicians. Mazda technicians utilize the proper tools/ equipment and take training to correctly and safely maintain Mazda vehicles. These instructions should not be performed by "do-it-yourselfers." Customers should not assume this bulletin applies to their vehicle or that their vehicle will develop the described concern. To determine if the information applies, customers should contact their nearest authorized Mazda dealership. Mazda North American Operations reserves the right to alter the specifications and contents of this bulletin without obligation or advance notice. All rights reserved. No part of this bulletin may be reproduced in any form or by any means, electronic or mechanical--including photocopying and recording and the use of any kind of information storage and retrieval system ---without permission in writing.

	<ul style="list-style-type: none"> • 12V battery is weak or insufficiently charged • The necessary information file cannot be sent from the vehicle to the system center. 	
MyMazda App Message	Remote control request cannot be executed because the vehicle's battery is too low. Please start your vehicle to charge the battery and try it again. [400S16]	
Cause	Because of power saving mode. 12V battery discharged.	
Process Flow	<p>The diagram illustrates the communication flow between the My Mazda App, system center, carrier network, and vehicle. In the 'normal flow', the My Mazda App sends a 'request' to the system center, which then sends a 'request' to the carrier network, which in turn sends an 'info file' to the vehicle. The vehicle sends a 'result' back to the carrier network, which sends it to the system center, which finally sends a 'confirm fulfillment of execution condition' back to the My Mazda App. In the 'in case of error' scenario, the My Mazda App sends a 'request' to the system center, which sends an 'info file' to the carrier network, which sends it to the vehicle. However, the vehicle sends a 'not fulfillment of execution condition' back to the carrier network, which sends an 'error message' back to the system center, which then sends it to the My Mazda App. An 'IG-off' icon is shown next to the vehicle in both scenarios.</p>	
Confirmation/ Recovery	Customer	<p>Run the engine for more than 5 minutes or start the EV system to charge the 12V battery. Turn on IG-on, check the reception strength icon at the bottom right of the center display.</p> <p>If the reception is poor, the function cannot be executed.</p>
	Dealer	Follow the Vehicle Confirmation Instructions .

400S17

Description	This issue occurs when performing Add VIN on a vehicle that does not have a connected contract (occurs only for destinations that do not have a function that supports vehicle identification).	
MyMazda App Message	N/A	
Cause	Target vehicle is not eligible for CV service	

CONSUMER NOTICE: The information and instructions in this bulletin are intended for use by skilled technicians. Mazda technicians utilize the proper tools/ equipment and take training to correctly and safely maintain Mazda vehicles. These instructions should not be performed by "do-it-yourselfers." Customers should not assume this bulletin applies to their vehicle or that their vehicle will develop the described concern. To determine if the information applies, customers should contact their nearest authorized Mazda dealership. Mazda North American Operations reserves the right to alter the specifications and contents of this bulletin without obligation or advance notice. All rights reserved. No part of this bulletin may be reproduced in any form or by any means, electronic or mechanical--including photocopying and recording and the use of any kind of information storage and retrieval system ---without permission in writing.

<p>Process Flow</p>		
<p>Confirmation/ Recovery</p>	<p>Customer</p>	<p>Confirm the status of connected service contract</p>
	<p>Dealer</p>	<p>Confirm the status of connected service contract by MCVV If service activated is confirmed, it is suspected that registered information is incorrect. -> Go to "Troubleshooting Instructions".</p>

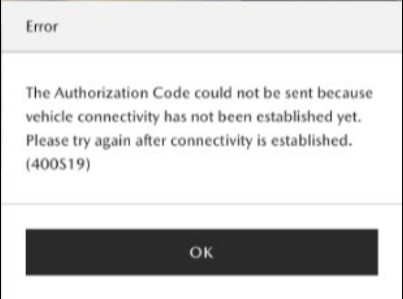
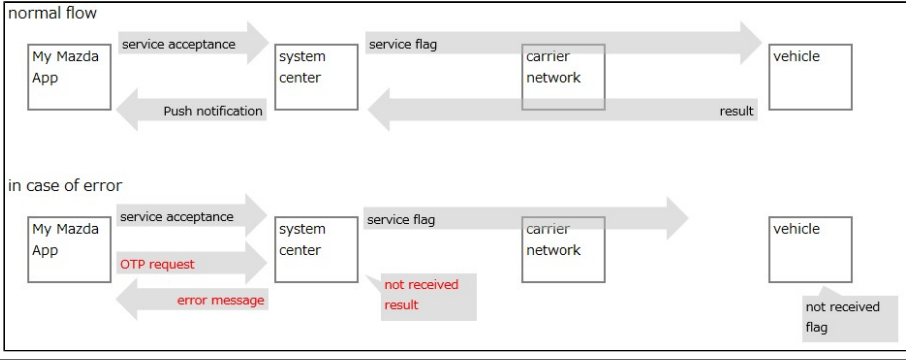

400S18

<p>Description</p>	<p>Occurs when updating the geofence settings and the previous settings request is still in progress.</p>	
<p>MyMazda App Message</p>	<p>Ignition On Setting / Guest Driver Alert is in progress. Please try again shortly. [400S18]</p>	
<p>Cause</p>	<p>IG-ON notification settings/geofence settings are in progress.</p>	
<p>Process Flow</p>		
<p>Confirmation/ Recovery</p>	<p>Customer</p>	<p>Perform IG-on operation on the vehicle (complete the previous setting execution process). Turn on IG-on, check the reception strength icon at the bottom right of the center display.</p> <p>If the reception is poor, the function cannot be executed.</p>


CONSUMER NOTICE: The information and instructions in this bulletin are intended for use by skilled technicians. Mazda technicians utilize the proper tools/ equipment and take training to correctly and safely maintain Mazda vehicles. These instructions should not be performed by "do-it-yourselfers." Customers should not assume this bulletin applies to their vehicle or that their vehicle will develop the described concern. To determine if the information applies, customers should contact their nearest authorized Mazda dealership. Mazda North American Operations reserves the right to alter the specifications and contents of this bulletin without obligation or advance notice. All rights reserved. No part of this bulletin may be reproduced in any form or by any means, electronic or mechanical--including photocopying and recording and the use of any kind of information storage and retrieval system ---without permission in writing.

Dealer Follow the [Vehicle Confirmation Instructions](#).

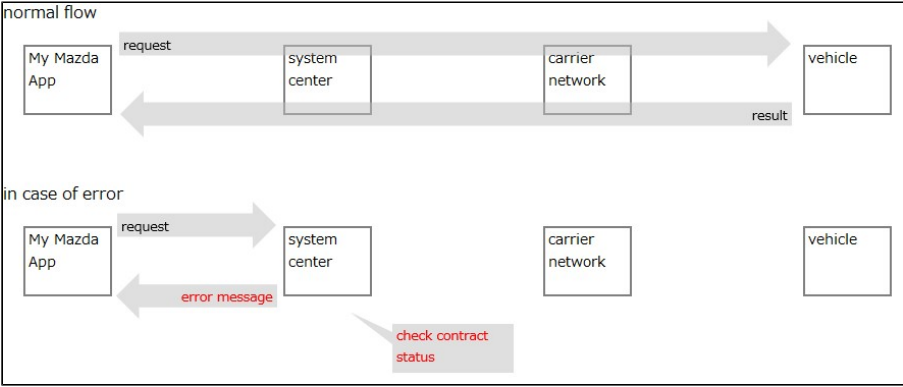
400S19

<p>Description</p>	<p>This occurs when an OTP display request is made when the vehicle is not ready for OTP display (opening process/blocking process/blockage error). *OTP = one time passcode Main factors:</p> <ul style="list-style-type: none"> • TCU exchange is being performed while the usage start process is being executed. • The WiFi contract (In-Car WiFi) is interfering and line operation is failing. 	
<p>MyMazda App Message</p>	<p>The Authorization Code could not be sent because vehicle connectivity has not been established yet. Please try again after connectivity is established. (400S19)</p>  <p>18PF OPENING COMMUNICATION LINE HAS NOT BEEN COMPLETED (OTP request before line opening completed)</p>	
<p>Cause</p>	<p>TCU replacement during OTP process In-Vehicle WiFi Contract interference</p>	
<p>Process Flow</p>	 <p>The diagram illustrates two scenarios: 'normal flow' and 'in case of error'. In the normal flow, the My Mazda App sends a 'service acceptance' request to the system center, which then sends a 'service flag' to the carrier network, which reaches the vehicle. The vehicle returns a 'result' to the carrier network, which sends a 'Push notification' back to the system center, which finally sends a 'Push notification' to the My Mazda App. In the 'in case of error' scenario, the My Mazda App sends a 'service acceptance' request to the system center, which sends a 'service flag' to the carrier network. However, the carrier network does not reach the vehicle, resulting in a 'not received result' from the carrier network and a 'not received flag' from the vehicle. Consequently, the system center sends an 'error message' back to the My Mazda App.</p>	
<p>Confirmation/ Recovery</p>	<p>Customer</p>	<p>Wait a few hours (up to 12 hours) and after receiving a push notification that OTP display is possible, execute the OTP request again. Processing is only performed between 6:00 a.m. and 10:00 p.m. Eastern time, so it may take more than 12 hours. Turn on IG-on, check the reception strength icon at the bottom right of the center display.</p> 

CONSUMER NOTICE: The information and instructions in this bulletin are intended for use by skilled technicians. Mazda technicians utilize the proper tools/ equipment and take training to correctly and safely maintain Mazda vehicles. These instructions should not be performed by "do-it-yourselfers." Customers should not assume this bulletin applies to their vehicle or that their vehicle will develop the described concern. To determine if the information applies, customers should contact their nearest authorized Mazda dealership. Mazda North American Operations reserves the right to alter the specifications and contents of this bulletin without obligation or advance notice. All rights reserved. No part of this bulletin may be reproduced in any form or by any means, electronic or mechanical--including photocopying and recording and the use of any kind of information storage and retrieval system ---without permission in writing.

		<p>If the reception is poor, the function cannot be executed.</p> 
	Dealer	<p>Follow the Vehicle Confirmation Instructions. What happens when you open the Communication Line Status screen on MCVV and search for the target VIN; → "Status" = "Open Flag setting Requested" "Status Detail" = "Processing" The process is progressing normally, so you can proceed as per the procedure or wait for the push notification to proceed.</p> <p>If the status is other than the above, the request to start using the service has not been processed correctly → Go to "Troubleshooting Instructions".</p> <p>*Please note that if you perform TCU exchange when "Status" is in a state other than "Opened" or "Closed", contract execution processing will not be possible</p>

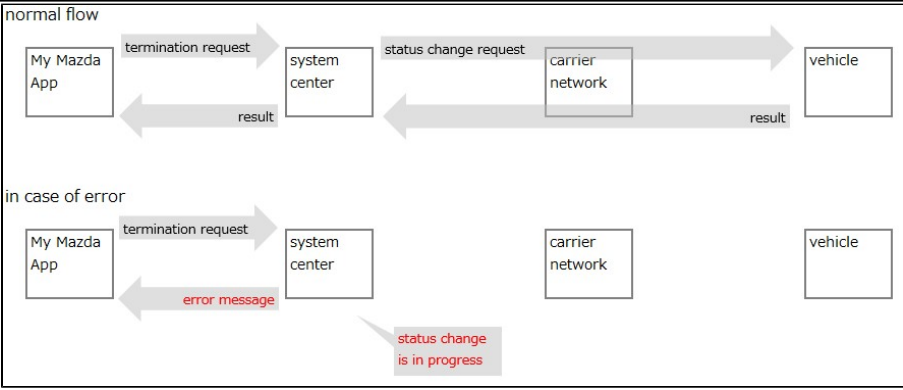


400S20

Description	This occurs if not subscribed to the base plan.	
MyMazda App Message	Connected Services cannot be executed at this time because {base plan} has not been purchased. Please purchase {base plan} from the subscription website and try again. [400S20]	
Process Flow		
Confirmation/ Recovery	Customer	Perform the operation again after subscribing to the base plan..
	Dealer	If the error continues even after subscribing to the base plan -> Go to " Troubleshooting Instructions ".

400S21

Description	<p>This occurs when the connected contract cancellation process is executed while the line is being opened or blocked. Main factors</p> <ul style="list-style-type: none"> • The TCU was replaced during the start of use. • The WiFi contract (In-Car WiFi) is interfering and line operation is failing.
MyMazda App	Please wait for a while and try again. If the error continues, please contact the call center. (400S21)

CONSUMER NOTICE: The information and instructions in this bulletin are intended for use by skilled technicians. Mazda technicians utilize the proper tools/ equipment and take training to correctly and safely maintain Mazda vehicles. These instructions should not be performed by "do-it-yourselfers." Customers should not assume this bulletin applies to their vehicle or that their vehicle will develop the described concern. To determine if the information applies, customers should contact their nearest authorized Mazda dealership. Mazda North American Operations reserves the right to alter the specifications and contents of this bulletin without obligation or advance notice. All rights reserved. No part of this bulletin may be reproduced in any form or by any means, electronic or mechanical--including photocopying and recording and the use of any kind of information storage and retrieval system ---without permission in writing.

<p>Message</p>	<div style="border: 1px solid black; padding: 5px;"> <p>Error</p> <p>Please wait for a while and try again. If the error error continues, please contact the call center. (400S21)</p> <div style="text-align: center; background-color: black; color: white; width: 100px; margin: 10px auto; padding: 5px;">OK</div> </div> <p>CV cancelation has failed. Update TCU to the latest software.</p>	
<p>Cause</p>	<p>TCU replaced during TCU cancellation process Acitve In-Car WiFi contract</p>	
<p>Process Flow</p>	 <p>The diagram illustrates two scenarios for TCU cancellation:</p> <ul style="list-style-type: none"> normal flow: My Mazda App sends a 'termination request' to the system center. The system center sends a 'status change request' to the carrier network, which then sends it to the vehicle. The vehicle returns a 'result' to the carrier network, which returns it to the system center. The system center returns a 'result' to the My Mazda App. in case of error: My Mazda App sends a 'termination request' to the system center. The system center returns an 'error message' to the My Mazda App. A callout box indicates 'status change is in progress'. 	
<p>Confirmation/ Recovery</p>	<p>Customer</p>	<p>Wait several hours (up to 12 hours) and perform the CV cancellation process again. Processing is only performed between 6:00 a.m. and 10:00 p.m. Eastern time, so it may take more than 12 hours. Turn on IG-on, check the reception strength icon at the bottom right of the center display.</p>  <p>If the reception is poor, the function cannot be executed.</p> 
	<p>Dealer</p>	<p>Follow the Vehicle Confirmation Instructions. What happens when you open the Communication Line Status screen on MCVV and search for the target VIN; -> "Status" = "Close requested" "Status Detail" = "Processing" The process is progressing normally, so you can proceed as per the procedure or wait for the push notification to proceed.</p> <p>"Status" = "Open requested" or "Open Flag setting Requested"</p>

CONSUMER NOTICE: The information and instructions in this bulletin are intended for use by skilled technicians. Mazda technicians utilize the proper tools/ equipment and take training to correctly and safely maintain Mazda vehicles. These instructions should not be performed by "do-it-yourselfers." Customers should not assume this bulletin applies to their vehicle or that their vehicle will develop the described concern. To determine if the information applies, customers should contact their nearest authorized Mazda dealership. Mazda North American Operations reserves the right to alter the specifications and contents of this bulletin without obligation or advance notice. All rights reserved. No part of this bulletin may be reproduced in any form or by any means, electronic or mechanical--including photocopying and recording and the use of any kind of information storage and retrieval system ---without permission in writing.

The line has not been opened or the request to start using it has not been completed. -> Go to "[Troubleshooting Instructions](#)".

"Status Detail" = "Request failed" or "Close failed"
Line state change request is failing -> Go to "[Troubleshooting Instructions](#)".

400S22

Description	Occurs when remote control is performed on a car model that is not compatible with remote exterior light flash.	
MyMazda App Message	An unexpected error has occurred, please try again later. [400S22]	
Process Flow		
Confirmation/ Recovery	Customer	Check whether the target vehicle is compatible.
	Dealer	If the error continues despite the vehicle being affected -> Go to " Troubleshooting Instructions ".

400S23

Description	This occurs when you try to use a paid service without a subscription service contract.	
MyMazda App Message	This feature cannot be used under the contract status of your car.[400S23]	
Process Flow		
Confirmation/ Recovery	Customer	Make a contract of subscription service first and request again.
	Dealer	If the error continues even after subscribing to the subscription service -> Go

CONSUMER NOTICE: The information and instructions in this bulletin are intended for use by skilled technicians. Mazda technicians utilize the proper tools/ equipment and take training to correctly and safely maintain Mazda vehicles. These instructions should not be performed by "do-it-yourselfers." Customers should not assume this bulletin applies to their vehicle or that their vehicle will develop the described concern. To determine if the information applies, customers should contact their nearest authorized Mazda dealership. Mazda North American Operations reserves the right to alter the specifications and contents of this bulletin without obligation or advance notice. All rights reserved. No part of this bulletin may be reproduced in any form or by any means, electronic or mechanical--including photocopying and recording and the use of any kind of information storage and retrieval system ---without permission in writing.

to " [Troubleshooting Instructions](#)".

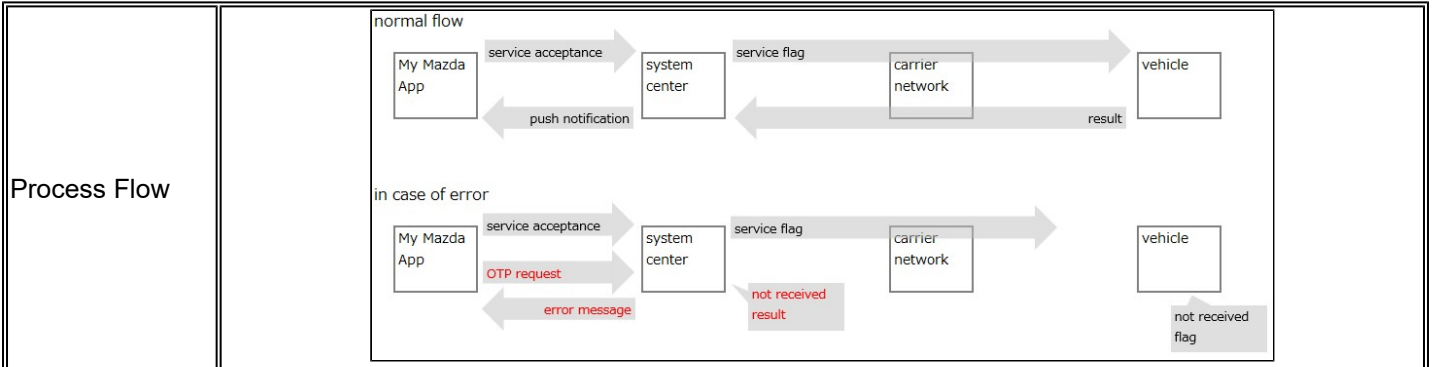
400S24



Description	Occurs when a contract application form (registration completed) PDF display is requested from Menu when the PDF has not yet been generated, or when the PDF cannot be obtained.	
MyMazda App Message	please try again later [400S24]	
Process Flow		
Confirmation/ Recovery	Customer	Wait about 5 minutes and operate again.
	Dealer	If the error persists -> Go to " Troubleshooting Instructions ".

400S25

Description	<p>Occurs when an OTP display request is made when the vehicle is not ready for OTP display (before push notification is sent). *OTP = one time passcode Main factors;</p> <ul style="list-style-type: none"> • OTP display on vehicle side is not ready (takes up to 12 hours) • Service flag download failed 	
MyMazda App Message	<p>Authorization Code Request is processing. This may take up to 12 hours to complete. You will be notified when the process is completed.(400S25)</p> <p>User will receive push notification to continue with OTP request.</p>	
Cause	TCU is not in "Open" status	

CONSUMER NOTICE: The information and instructions in this bulletin are intended for use by skilled technicians. Mazda technicians utilize the proper tools/ equipment and take training to correctly and safely maintain Mazda vehicles. These instructions should not be performed by "do-it-yourselfers." Customers should not assume this bulletin applies to their vehicle or that their vehicle will develop the described concern. To determine if the information applies, customers should contact their nearest authorized Mazda dealership. Mazda North American Operations reserves the right to alter the specifications and contents of this bulletin without obligation or advance notice. All rights reserved. No part of this bulletin may be reproduced in any form or by any means, electronic or mechanical--including photocopying and recording and the use of any kind of information storage and retrieval system ---without permission in writing.



Confirmation/ Recovery	Customer	<p>Wait a few hours (up to 12 hours) and after receiving a push notification that OTP display is possible, execute the OTP request again. Turn on IG-on, check the reception strength icon at the bottom right of the center display.</p>  <p>If the reception is poor, the function cannot be executed.</p> 
	Dealer	<p>Follow the Vehicle Confirmation Instructions. What happens when you open the Communication Line Status screen on MCVV and search for the target VIN; -> "Status" = "Open Flag setting Requested" "Status Detail" = "Processing" The process is progressing normally, so you can proceed as per the procedure or wait for the push notification to proceed.</p> <p>"Status Detail" = "Request failed" or "Flag setting failed" In this case, the request to start using the service is not processed correctly -> Go to "Troubleshooting Instructions".</p>

401C00

Description	Occurs when an error occurs during processing within the system center.
MyMazda App Message	Please wait for a while and try again. If the error continues, please contact the call center. [401C00]

CONSUMER NOTICE: The information and instructions in this bulletin are intended for use by skilled technicians. Mazda technicians utilize the proper tools/ equipment and take training to correctly and safely maintain Mazda vehicles. These instructions should not be performed by "do-it-yourselfers." Customers should not assume this bulletin applies to their vehicle or that their vehicle will develop the described concern. To determine if the information applies, customers should contact their nearest authorized Mazda dealership. Mazda North American Operations reserves the right to alter the specifications and contents of this bulletin without obligation or advance notice. All rights reserved. No part of this bulletin may be reproduced in any form or by any means, electronic or mechanical--including photocopying and recording and the use of any kind of information storage and retrieval system ---without permission in writing.

Process Flow		
	Customer	Wait about 5 minutes and try the operation again.
Confirmation/ Recovery	Dealer	System error and may or may not be resolved by repeated retries. If the error continues to occur, there may be a problem with the system center -> Go to " Troubleshooting Instructions ".

403C00

Description	Occurs when the target service is unavailable.	
MyMazda App Message	The primary driver has not set the permission of this service so it is not available. [403C00]	
Cause	This is a permission error and cannot be resolved by retrying.	
Process Flow		
	Customer	Check the permission settings for the target service from the "Manage Drivers" screen.
Confirmation/ Recovery	Dealer	If the error continues to occur, there may be a problem with the system center -> Go to " Troubleshooting Instructions ".

409C00

Description	This occurs when attempting to register duplicate data.	
MyMazda App Message	The registration data has already been saved. Please confirm the registration details. [409C00]	
Cause	Data to be registered violated unique constraints. MC IT to check: details explanation of this error case -> User tries to register the favorite POI that has already been registerd.	

CONSUMER NOTICE: The information and instructions in this bulletin are intended for use by skilled technicians. Mazda technicians utilize the proper tools/ equipment and take training to correctly and safely maintain Mazda vehicles. These instructions should not be performed by "do-it-yourselfers." Customers should not assume this bulletin applies to their vehicle or that their vehicle will develop the described concern. To determine if the information applies, customers should contact their nearest authorized Mazda dealership. Mazda North American Operations reserves the right to alter the specifications and contents of this bulletin without obligation or advance notice. All rights reserved. No part of this bulletin may be reproduced in any form or by any means, electronic or mechanical--including photocopying and recording and the use of any kind of information storage and retrieval system ---without permission in writing.

Process Flow		
	Customer	Review the input data and try again.
Confirmation/ Recovery	Dealer	If the error continues to occur, there may be a problem with the system center -> Go to " Troubleshooting Instructions ".

500C00

Description	This is caused by a processing error at the system center.	
MyMazda App Message	Please wait for a while and try again. If the error continues, please contact the call center. [500C00]	
Process Flow		
	Customer	Wait about 30 minutes and try the operation again.
Confirmation/ Recovery	Dealer	System error and may or may not be resolved by repeated retries. If the error continues to occur, there may be a problem with the system center -> Go to " Troubleshooting Instructions ".

500C01

Description	This is caused by a processing error at the system center (reprocessing status unknown)	
MyMazda App Message	Please wait for a while and try again. If the error continues, please contact the call center. [500C01]	

CONSUMER NOTICE: The information and instructions in this bulletin are intended for use by skilled technicians. Mazda technicians utilize the proper tools/ equipment and take training to correctly and safely maintain Mazda vehicles. These instructions should not be performed by "do-it-yourselfers." Customers should not assume this bulletin applies to their vehicle or that their vehicle will develop the described concern. To determine if the information applies, customers should contact their nearest authorized Mazda dealership. Mazda North American Operations reserves the right to alter the specifications and contents of this bulletin without obligation or advance notice. All rights reserved. No part of this bulletin may be reproduced in any form or by any means, electronic or mechanical--including photocopying and recording and the use of any kind of information storage and retrieval system ---without permission in writing.

Process Flow		
	Customer	Wait about 30 minutes and try the operation again.
Confirmation/ Recovery	Dealer	System error and may or may not be resolved by repeated retries. If the error continues to occur, there may be a problem with the system center -> Go to " Troubleshooting Instructions ".

500C02

Description	Occurs when the system center fails to access the database.	
MyMazda App Message	Please wait for a while and try again. If the error continues, please contact the call center. [500C02]	
Process Flow		
	Customer	Wait about 30 minutes and try the operation again.
Confirmation/ Recovery	Dealer	System error and may or may not be resolved by repeated retries. If the error continues to occur, there may be a problem with the system center -> Go to " Troubleshooting Instructions ".

500C03

Description	Occurs when the system center fails to access the database.	
MyMazda App Message	An unexpected error has occurred. Please contact the call center. [500C03]	
Cause	This is a system error and cannot be resolved by retrying.	

CONSUMER NOTICE: The information and instructions in this bulletin are intended for use by skilled technicians. Mazda technicians utilize the proper tools/ equipment and take training to correctly and safely maintain Mazda vehicles. These instructions should not be performed by "do-it-yourselfers." Customers should not assume this bulletin applies to their vehicle or that their vehicle will develop the described concern. To determine if the information applies, customers should contact their nearest authorized Mazda dealership. Mazda North American Operations reserves the right to alter the specifications and contents of this bulletin without obligation or advance notice. All rights reserved. No part of this bulletin may be reproduced in any form or by any means, electronic or mechanical--including photocopying and recording and the use of any kind of information storage and retrieval system ---without permission in writing.

Process Flow		
	Customer	Wait about 30 minutes and try the operation again.
Confirmation/ Recovery	Dealer	If the error continues to occur, there may be a problem with the system center -> Go to " Troubleshooting Instructions ".

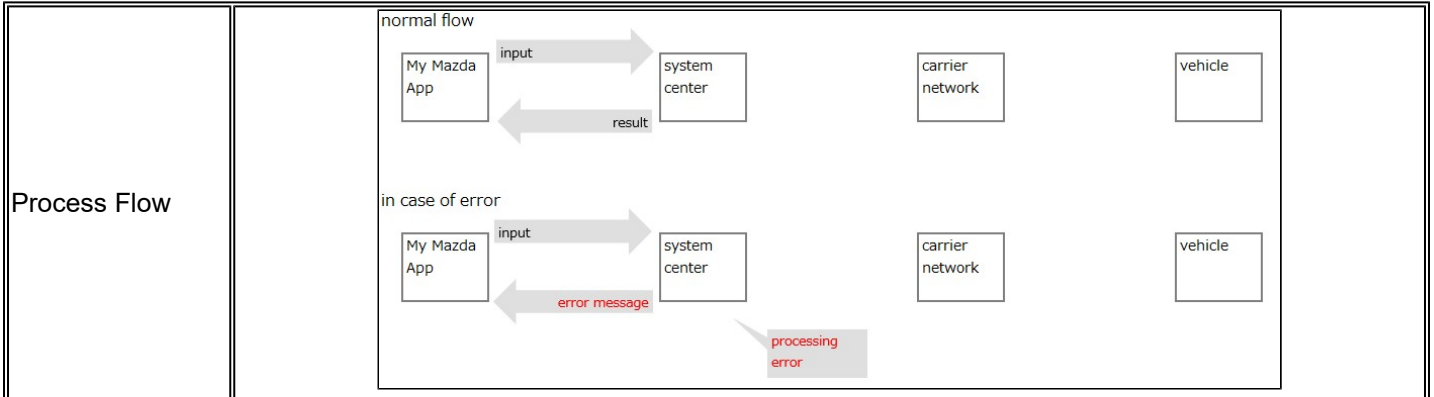
500C06

Description	This occurs due to a processing error at the system center (exceeding the number of reprocessing times).	
MyMazda App Message	Please wait for a while and try again. If the error continues, please contact the call center. [500C06]	
Process Flow		
	Customer	Wait about 30 minutes and try the operation again.
Confirmation/ Recovery	Dealer	System error and may or may not be resolved by repeated retries. If the error continues to occur, there may be a problem with the system center -> Go to " Troubleshooting Instructions ".

500C07

Description	This occurs due to a file access error during system center processing.	
MyMazda App Message	Please wait for a while and try again. If the error continues, please contact the call center. [500C07]	

CONSUMER NOTICE: The information and instructions in this bulletin are intended for use by skilled technicians. Mazda technicians utilize the proper tools/ equipment and take training to correctly and safely maintain Mazda vehicles. These instructions should not be performed by "do-it-yourselfers." Customers should not assume this bulletin applies to their vehicle or that their vehicle will develop the described concern. To determine if the information applies, customers should contact their nearest authorized Mazda dealership. Mazda North American Operations reserves the right to alter the specifications and contents of this bulletin without obligation or advance notice. All rights reserved. No part of this bulletin may be reproduced in any form or by any means, electronic or mechanical--including photocopying and recording and the use of any kind of information storage and retrieval system ---without permission in writing.



Confirmation/ Recovery	Customer	Wait about 30 minutes and try the operation again.
	Dealer	System error and may or may not be resolved by repeated retries. If the error continues to occur, there may be a problem with the system center -> Go to " Troubleshooting Instructions ".

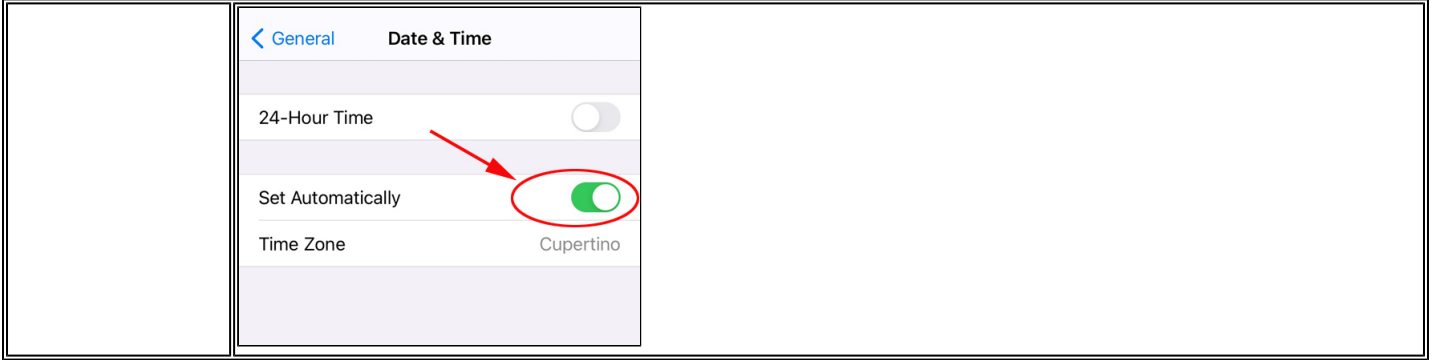
E401005

Description	Due to the app's specifications, if there is a 2+ hour difference or lag with the actual/correct time, an error could occur.
-------------	--

MyMazda App Message	<p>Please check the time / time zone settings. (E401005)</p>
------------------------	--

Customer	Customer to check and verify their Date & Time settings on their phone (note: most phones will have the correct time automated based on their time zone). iPhone Example
----------	---

CONSUMER NOTICE: The information and instructions in this bulletin are intended for use by skilled technicians. Mazda technicians utilize the proper tools/ equipment and take training to correctly and safely maintain Mazda vehicles. These instructions should not be performed by "do-it-yourselfers." Customers should not assume this bulletin applies to their vehicle or that their vehicle will develop the described concern. To determine if the information applies, customers should contact their nearest authorized Mazda dealership. Mazda North American Operations reserves the right to alter the specifications and contents of this bulletin without obligation or advance notice. All rights reserved. No part of this bulletin may be reproduced in any form or by any means, electronic or mechanical--including photocopying and recording and the use of any kind of information storage and retrieval system ---without permission in writing.

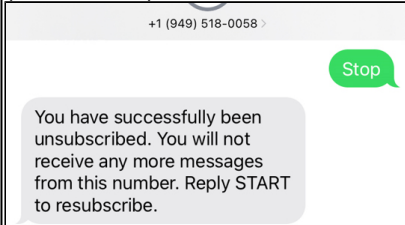


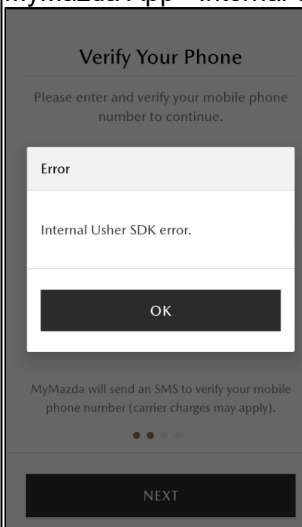
E900500

Description	In case KINTARO cannot get a response from a system outside KINTARO. KINTARO is working well, and the network fault may be fixed after some minutes
MyMazda App Message	It is taking longer than normal to respond. Please try again later. [E900500]

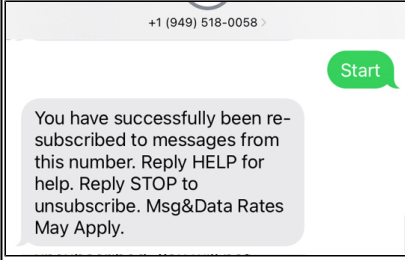
Error Messages

Internal User SDK error

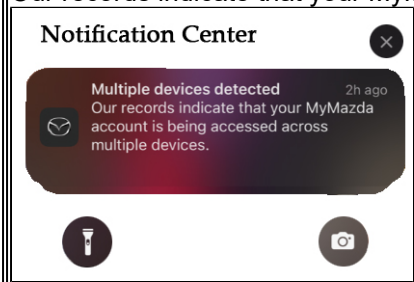
Description	<p>Customer inadvertently texted "Stop" to 1-949 518-0058 (Twilio SMS)</p> 
-------------	---

MyMazda App Message	<p>MyMazda App - Internal Usher SDK error.</p> 
---------------------	--

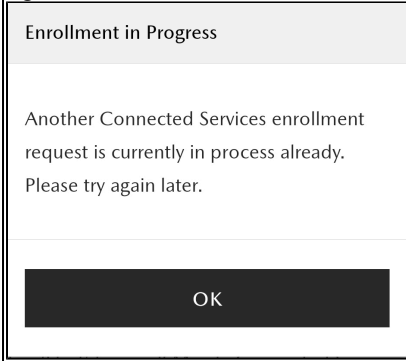
CONSUMER NOTICE: The information and instructions in this bulletin are intended for use by skilled technicians. Mazda technicians utilize the proper tools/ equipment and take training to correctly and safely maintain Mazda vehicles. These instructions should not be performed by "do-it-yourselfers." Customers should not assume this bulletin applies to their vehicle or that their vehicle will develop the described concern. To determine if the information applies, customers should contact their nearest authorized Mazda dealership. Mazda North American Operations reserves the right to alter the specifications and contents of this bulletin without obligation or advance notice. All rights reserved. No part of this bulletin may be reproduced in any form or by any means, electronic or mechanical---including photocopying and recording and the use of any kind of information storage and retrieval system ---without permission in writing.

Customer	<p>1. Text "Start" to 1-949 518-0058 (Twilio SMS) 2. Retry to create a MyMazda account. Note: USA and Canada only</p> 
----------	---

Multiple devices detected

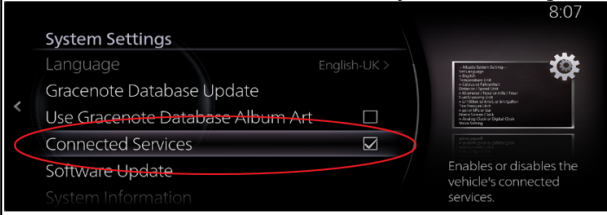



Description	Usually occurs if the same login credentials were used on different devices. Example, iPhone and Android.
MyMazda App Message	<p>Notification Center Multiple devices detected Our records indicate that your MyMazda account is being accessed across multiple devices.</p> 
Customer	No action needed

Enrollment in Progress

Description	Enrollment in Progress
MyMazda App Message	<p>Another Connected Services enrollment request is currently in process already. Please try again later.</p> 
Dealer	CV cancelation has failed. Update TCU to the latest software.

CONSUMER NOTICE: The information and instructions in this bulletin are intended for use by skilled technicians. Mazda technicians utilize the proper tools/ equipment and take training to correctly and safely maintain Mazda vehicles. These instructions should not be performed by "do-it-yourselfers." Customers should not assume this bulletin applies to their vehicle or that their vehicle will develop the described concern. To determine if the information applies, customers should contact their nearest authorized Mazda dealership. Mazda North American Operations reserves the right to alter the specifications and contents of this bulletin without obligation or advance notice. All rights reserved. No part of this bulletin may be reproduced in any form or by any means, electronic or mechanical--including photocopying and recording and the use of any kind of information storage and retrieval system ---without permission in writing.

Vehicle Confirmation Instructions

Step	Inspection Items	Result	Action
1	Is the concern related to a remote control function?	Yes	proceed to step2
		No	proceed to step3
2	Check whether the vehicle requirements for remote operation are met (example : key left in vehicle during remote start function). Does the customer's smartphone MyMazda App have a failure message at the time of occurrence?	Yes	proceed to the next step
		No	Check the remote operation condition again and confirm if it works properly (example : key left in vehicle during remote start function).
3	Check MAZDA CONNECT settings. Confirm Connected Services in System Settings is Enabled. 	Yes	proceed to the next step
		No	Select Enable and retry.
4	Using M-MDS, are there any DTC's stored? DTC INSPECTION	Yes	Go to normal MGSS DTC troubleshooting
		No	proceed to the next step
5	Is the TCU and CMU at the latest software version? <ul style="list-style-type: none"> • CMU Software Update • TCU Software Update 	Yes	proceed to the next step
		No	Update software to the latest version, then recheck concern.
6	Does the CV reception strength icon show good or weak reception? Does the CV reception strength icon show no contract?	Good Reception 	proceed to the next step
		Weak Reception 	Move vehicle outside with a clear view of the sky and then retry.
		No Contract 	Disconnect/Reconnect the 12V battery, retry registering the vehicle from the MyMazda app, and repeat from Step 1. If the retry result is NG, proceed to the next step.
7	Check Remote Service Flag Information	1101	proceed to the next step




CONSUMER NOTICE: The information and instructions in this bulletin are intended for use by skilled technicians. Mazda technicians utilize the proper tools/ equipment and take training to correctly and safely maintain Mazda vehicles. These instructions should not be performed by "do-it-yourselfers." Customers should not assume this bulletin applies to their vehicle or that their vehicle will develop the described concern. To determine if the information applies, customers should contact their nearest authorized Mazda dealership. Mazda North American Operations reserves the right to alter the specifications and contents of this bulletin without obligation or advance notice. All rights reserved. No part of this bulletin may be reproduced in any form or by any means, electronic or mechanical--including photocopying and recording and the use of any kind of information storage and retrieval system ---without permission in writing.

	<p>DIAGNOSTIC ASSIST FUNCTION [CMU] -> Telematics communication system linked information verification -> Flag Information Is the remote service flag 1101 or 0000?</p>	0000	Disconnect/Reconnect the 12V battery, retry registering the vehicle from the MyMazda app, and repeat from Step 1. If the retry result is NG, proceed to the next step.																		
8	<p>Go to Mazda Connected Vehicle Viewer (MCVV) and check communication line status. Example of Open Completed</p> <table border="1"> <thead> <tr> <th colspan="3">Vehicle Communication Line Atatus</th> </tr> <tr> <th>Status</th> <th>Request Date</th> <th>Status Detail</th> </tr> </thead> <tbody> <tr> <td>Opened</td> <td>10/12/2022 23:01</td> <td>Open Completed 10/12/2022 23:51</td> </tr> </tbody> </table> <p>Example of Closed Completed</p> <table border="1"> <thead> <tr> <th colspan="3">Vehicle Communication Line Atatus</th> </tr> <tr> <th>Status</th> <th>Request Date</th> <th>Status Detail</th> </tr> </thead> <tbody> <tr> <td>Closed</td> <td>10/12/2022 23:01</td> <td>Closed Completed 10/12/2022 23:51</td> </tr> </tbody> </table> <p>If a MyMazda App error code is displayed, go to the "MYMAZDA App Connected Vehicle (CV) Error Codes" table and perform Confirmation/Recovery.</p>	Vehicle Communication Line Atatus			Status	Request Date	Status Detail	Opened	10/12/2022 23:01	Open Completed 10/12/2022 23:51	Vehicle Communication Line Atatus			Status	Request Date	Status Detail	Closed	10/12/2022 23:01	Closed Completed 10/12/2022 23:51	Open Completed	proceed to the next step
		Vehicle Communication Line Atatus																			
Status	Request Date	Status Detail																			
Opened	10/12/2022 23:01	Open Completed 10/12/2022 23:51																			
Vehicle Communication Line Atatus																					
Status	Request Date	Status Detail																			
Closed	10/12/2022 23:01	Closed Completed 10/12/2022 23:51																			
		Closed Completed	Disconnect/Reconnect the 12V battery, retry registering the vehicle from the MyMazda app, and repeat from Step 1. If the retry result is NG, proceed to the next step.																		
9	<p>Check the harness (including connectors / terminals) between TEL antenna No. 1 and TCU.</p> <ul style="list-style-type: none"> • Check the relevant circuit. (Reference: Circuit inspection) (Reference: Connector inspection) • Is the circuit normal? 	Yes	proceed to the next step																		
		No	Repair or replace the defective part and verify repair.																		
10	<p>Check the harness (including connectors / terminals) between TEL antenna No. 2 and TCU.</p> <ul style="list-style-type: none"> • Check the relevant circuit. (Reference: Circuit inspection) (Reference: Connector inspection) • Is the circuit normal? 	Yes	proceed to the next step																		
		No	Repair or replace the defective part and verify repair.																		
11	<p>Check for SIM abnormality Move the vehicle outside with a clear view of the sky. Check M-MDS PID values</p> <ul style="list-style-type: none"> • TEL1_ANT_6LVL • TEL2_ANT_6LVL <p>Are both values 0 (0 means out of service)?</p> <p>*Note: Depending on the vehicle, ***6 LVL or ***3 LVL may be displayed."</p>	Yes	Replace the TCU.																		
		No	proceed to the next step																		
12	<p>Check anntena no.1. Move the vehicle outside with a clear view of the sky. Check M-MDS PID value</p>	Yes	Replace anntena no.1.																		
		No	proceed to the next step																		

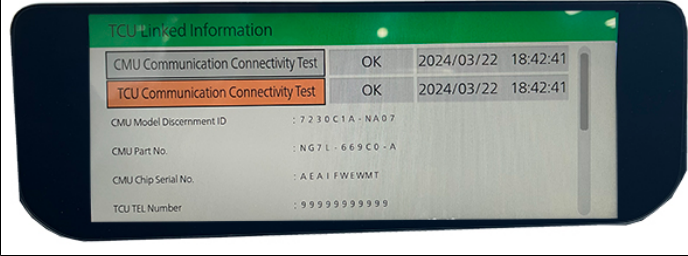

CONSUMER NOTICE: The information and instructions in this bulletin are intended for use by skilled technicians. Mazda technicians utilize the proper tools/ equipment and take training to correctly and safely maintain Mazda vehicles. These instructions should not be performed by "do-it-yourselfers." Customers should not assume this bulletin applies to their vehicle or that their vehicle will develop the described concern. To determine if the information applies, customers should contact their nearest authorized Mazda dealership. Mazda North American Operations reserves the right to alter the specifications and contents of this bulletin without obligation or advance notice. All rights reserved. No part of this bulletin may be reproduced in any form or by any means, electronic or mechanical--including photocopying and recording and the use of any kind of information storage and retrieval system ---without permission in writing.

	<ul style="list-style-type: none"> TEL1_ANT_6LVL <p>Does TEL1_ANT_6LVL indicate 0?"</p>		
13	Check anntena no.2. Move the vehicle outside with a clear view of the sky. Check M-MDS PID value <ul style="list-style-type: none"> TEL2_ANT_6LVL Does TEL2_ANT_6LVL indicate 0?"	Yes	Replace anntena no.2.
		No	"proceed to the next step (in case of both anntena value is not equal to 0)"
Verify Repair	<ul style="list-style-type: none"> Install/connect parts that were removed / disconnected during fault diagnosis. Has the problem been resolved? 	Yes	Repair Complete.
		No	Go to MGSS MALFUNCTION DIAGNOSIS FLOW [CONTROLLER AREA NETWORK (CAN)] If CAN communication has no problem, repeat from step1 again. If the problem is not resolved, contact Hotline for technical support.

Troubleshooting Instructions

Step	Inspection	Result	Action
1.	Check CV reception strength icon	 Good reception	Go to next step
		 Weak reception	Move vehicle outside with a clear view of the sky and then retry
		 No Contract	CV enrollment needed. Go to Online Enrollment
2.	Perform CMU/TCU Communication Connectivity Test. Go to MGSS -> Diagnostic Assist Function -> Service Information -> TCU Linked Information. Perform: <ul style="list-style-type: none"> CMU Communication Connectivity Test (CMU, TCU Connection) TCU Communication Connectivity Test (TCU, Carrier Connection) 	OK	Go to next step
		NG	Go to Step 5.

CONSUMER NOTICE: The information and instructions in this bulletin are intended for use by skilled technicians. Mazda technicians utilize the proper tools/ equipment and take training to correctly and safely maintain Mazda vehicles. These instructions should not be performed by "do-it-yourselfers." Customers should not assume this bulletin applies to their vehicle or that their vehicle will develop the described concern. To determine if the information applies, customers should contact their nearest authorized Mazda dealership. Mazda North American Operations reserves the right to alter the specifications and contents of this bulletin without obligation or advance notice. All rights reserved. No part of this bulletin may be reproduced in any form or by any means, electronic or mechanical--including photocopying and recording and the use of any kind of information storage and retrieval system ---without permission in writing.

																					
<p>3.</p>	<p>Is the TCU software at the latest software version? (2019 Mazda3, Confirm CMU software is at the latest version) Go to MGSS Diagnostic Assist Function -> Service Information -> TCU Linked Information -> TCU Software Version</p>  <p>Go to MGSS -> Infotainment/TCU -> Telematics Communication Unit (TCU) Updates and confirm at latest software version.</p>	<p>Yes</p> <p>Go to next step.</p> <p>No</p> <p>Update TCU software</p>																			
<p>4.</p>	<p>Check TCU CV Contract Status a. Go to MCVV -> Select "Vehicle Communication Line Status Reference" b. Enter VIN and then select "Search" c. Is the Status Detail "Open Completed" or "Closed Completed"? Example of Open Completed</p> <table border="1" data-bbox="161 1133 963 1238"> <thead> <tr> <th colspan="3">Vehicle Communication Line Atatus</th> </tr> <tr> <th>Status</th> <th>Request Date</th> <th>Status Detail</th> </tr> </thead> <tbody> <tr> <td>Opened</td> <td>10/12/2022 23:01</td> <td>Open Completed 10/12/2022 23:51</td> </tr> </tbody> </table> <p>Example of Closed Completed</p> <table border="1" data-bbox="161 1274 963 1379"> <thead> <tr> <th colspan="3">Vehicle Communication Line Atatus</th> </tr> <tr> <th>Status</th> <th>Request Date</th> <th>Status Detail</th> </tr> </thead> <tbody> <tr> <td>Closed</td> <td>10/12/2022 23:01</td> <td>Closed Completed 10/12/2022 23:51</td> </tr> </tbody> </table>	Vehicle Communication Line Atatus			Status	Request Date	Status Detail	Opened	10/12/2022 23:01	Open Completed 10/12/2022 23:51	Vehicle Communication Line Atatus			Status	Request Date	Status Detail	Closed	10/12/2022 23:01	Closed Completed 10/12/2022 23:51	<p>Open Completed</p> <p>Go to next step</p> <p>Closed Completed</p> <p>CV enrollment needed Go to Online Enrollment</p>	
Vehicle Communication Line Atatus																					
Status	Request Date	Status Detail																			
Opened	10/12/2022 23:01	Open Completed 10/12/2022 23:51																			
Vehicle Communication Line Atatus																					
Status	Request Date	Status Detail																			
Closed	10/12/2022 23:01	Closed Completed 10/12/2022 23:51																			
<p>5.</p>	<p>If possible, complete the Dealer Connected Vehicle Questionnaire Go to MGSS -> Mazda Connect Questionnaires -> Dealer Connected Vehicle Questionnaire</p>																				
<p>6.</p>	<p>If the problem is not resolved, contact Hotline for technical support.</p>																				

Resources

[MAZDA CONNECTED SERVICES](#)

Connected Vehicle Online Enrollment Information

1. [Installing the MyMazda APP](#)
2. [Registering Your User Information](#)

CONSUMER NOTICE: The information and instructions in this bulletin are intended for use by skilled technicians. Mazda technicians utilize the proper tools/ equipment and take training to correctly and safely maintain Mazda vehicles. These instructions should not be performed by "do-it-yourselfers." Customers should not assume this bulletin applies to their vehicle or that their vehicle will develop the described concern. To determine if the information applies, customers should contact their nearest authorized Mazda dealership. Mazda North American Operations reserves the right to alter the specifications and contents of this bulletin without obligation or advance notice. All rights reserved. No part of this bulletin may be reproduced in any form or by any means, electronic or mechanical--including photocopying and recording and the use of any kind of information storage and retrieval system ---without permission in writing.

3. [Registering Vehicle Information](#)
4. [Registering Connected Service](#)

WARRANTY INFORMATION

NOTE:

- This warranty information applies only to verified customer complaints on vehicles eligible for warranty repair.
- This repair will be covered under Mazda's New Vehicle Limited Warranty term.
- Additional diagnostic time cannot be claimed for this repair.
- Actual time beyond 0.9 hours will require DSA or Preauthorization for non DSA dealers. Actual time over 3 hours for DSA dealers will require Preauthorization.

	Dealer Confirmation/Recovery
Warranty Type	A
Symptom Code	64
Damage Code	99
Part Number Main Cause	5555-24-003A
Quantity	0
Operation Number / Labor Hours:	YY844XRT

CONSUMER NOTICE: The information and instructions in this bulletin are intended for use by skilled technicians. Mazda technicians utilize the proper tools/ equipment and take training to correctly and safely maintain Mazda vehicles. These instructions should not be performed by "do-it-yourselfers." Customers should not assume this bulletin applies to their vehicle or that their vehicle will develop the described concern. To determine if the information applies, customers should contact their nearest authorized Mazda dealership. Mazda North American Operations reserves the right to alter the specifications and contents of this bulletin without obligation or advance notice. All rights reserved. No part of this bulletin may be reproduced in any form or by any means, electronic or mechanical---including photocopying and recording and the use of any kind of information storage and retrieval system ---without permission in writing.