

## Acoustic Warning or message occurring when a closed sliding door is not recognized

Topic number	LI80.20-N-079697
Version	1
Function group	80.20 - Central locking system, interior central locking
Date	6/8/26
Validity	Model series 447, 907  without SA code T55/T50/EL9 electric operation for right sliding door  without SA code T56/T51/EL9 electric operation for left sliding door
Reason for change	

### Complaint


Customer may state the warning message or indicator accompanied by acoustic tone alerting the sliding door is ajar when the door is completely closed

Attachments	
File	Description
447_907_910_Bilder_Türkontakt.png 	Damaged door contacts caused by corrosion/vibration

Previous A907 821 31 00.jpg



Update A447 820 19 03.jpg



## Cause

There are several reasons that lead to the failure occurring:

- Mechanical damage through bending when loading and unloading
- Worn contact plates --> After detachment of silver plating, the copper plate is corroded
- Movement of sliding door/body when driving --> Contact pins do not always make contact with contact plate --> Central locking system fault message in instrument cluster

## Remedy

In a problem case, replace contact switch for vehicles with +T50/+T55/+EL9 or contact plate with A4478201903.

Remember to check the fit of the sliding doors and make any necessary adjustments as per AR72.16-S-1023E (447/448) and AR72.16-D-1023TS (907/910).

Further valid damage codes:

82326 Contact switch for central locking system on sliding door

82347 Contact plate for central locking system on sliding door

53196 K/Z contact plate for central locking system on sliding door

82645 Contact switch for sliding door

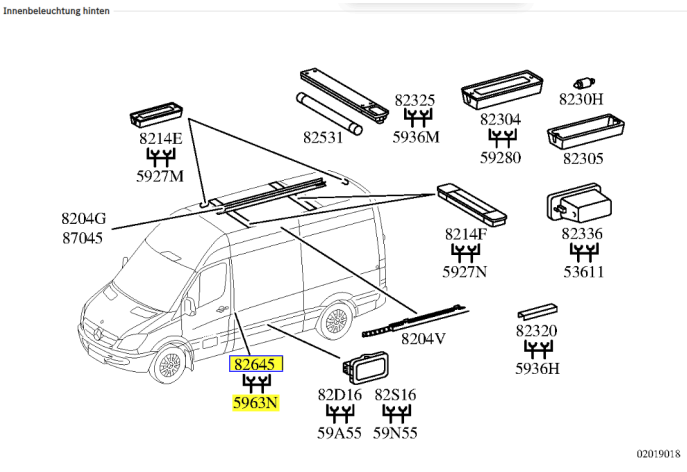
WIS-References		
Document number	Title	Note
AR72.16-S-1023E	Setting of sliding doors 447	-
AR72.16-D-1023TS	Setting of sliding doors 907	-

## Disclaimer

NOTE: The information contained in this document is intended for use by trained, professional technicians with the knowledge to properly and safely perform diagnosis and repairs on Mercedes-Benz vehicles, using Mercedes-Benz approved tools and equipment. It informs service technicians about conditions that could occur in certain vehicles and provides information that could assist in proper vehicle diagnosis, service, or repair. It does not indicate that a defect is present in any vehicle referenced in this document nor does it imply warranty coverage. DO NOT assume that a symptom or condition, or a described cause of a symptom or condition, affects any particular vehicle or groups of vehicles, or that a described repair applies to any particular vehicle or groups of vehicles. There can be multiple causes resulting in the same or similar symptoms or conditions described in this document, and trained professional service technicians must use their diagnostic skills to make evaluations on a case-by-case basis. The information contained in this document does not guarantee warranty coverage nor does it extend the vehicle's warranty in any way.

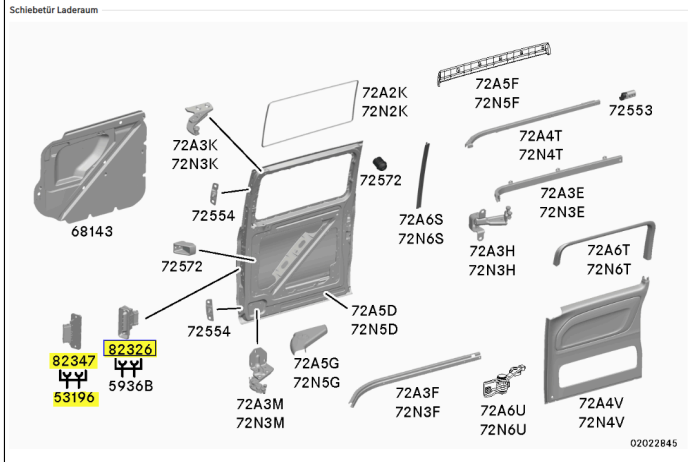
Symptoms
Overall vehicle > Safety and locking system > Locks/locking/Remote closing mechanism > Malfunction
Body > Door/Flap > Door > Door > Passenger door indicator lamp is on
Body > Door/Flap > Power closing > Malfunction

Parts						
Part number	ES1	ES2	Designation	Quantity	Note	EPC
A4478201903			Contact Plate, Sliding Door	1		X

Attachments	
File	Description
<a href="#">907_910_Bilder_SSL.png</a> 	Pictures of parts for model series 907/910

447\_907\_910\_Bilder\_SSL.png

Pictures of parts for model series 447/ 907/910



## Operation numbers/damage codes

Op. no.	Operation text	Time	Damage code	Note
			82326	