

**RAPID UPDATE**

FROM: Maserati TSO

TO: Maserati Network



**Maserati**

PERSONAL SERVICE LAB

MASTERS OF CARE

# Rapid Update 821 Grecale License Plate Holder Replacement



DATE: June 4 2026

Certain Maserati vehicles listed in **MODISCS+** have an incorrect front license plate bracket installed from production.

- The bracket does **not match the shape of the front bumper**
- This makes it **impossible to install the license plate**

## Action Required:

Replace the front license plate holder with the correct version.

## Vehicles Involved

- Model: **Grecale (M182)**
- Model Year: **MY26**

## Important Policy Reminders

- All Rapid Updates must be completed at the first workshop visit, regardless of MODIS mandatory settings
- For **Dealer Stock / PDI vehicles**, all actions must be completed **before customer delivery**, per White Book and Pre-Delivery Inspection checklist.
- **Please read and review this bulletin first before ordering parts and/or starting the procedure.**

For questions, contact your **Regional AfterSales Manager (RAM)** or **Technical Support Helpdesk**.




Thank You for your continued support and cooperation.

Maserati Americas  
Aftersales Dept.

# Technical Procedure

 All images shown in this bulletin are for illustrative purposes only

1. Always check ModisCS+ to see if the vehicle is involved in this action and if it has not been previously performed.
2. Remove the front license plate holder from the kit located in the rear trunk and install the correct "**Derated**" version (P/N 670179485) so it properly aligns with the front bumper.



**Trofeo Version:** 2 mounting holes

**Derated Version:** 1 mounting hole (correct part for this update)

3. Once installed correctly, the procedure is complete. The vehicle can now be released/delivered.

## Spare Parts

To proceed with the activity, it is necessary to order the following spare parts already available in our Supply Chain.

Description	Part number	Quantity
License plate holder "Derated" version	670157229	1

## Warranty claim

Complete the warranty claim as follows:

Description	Code
Rapid Update Number	821
Warranty Code	23
Error code	063
Part Number	9.10.022
Operation Code <ul style="list-style-type: none"><li>▪ License plate holder Replacement</li></ul>	9.10.022.A (0.05 h)