



GROUP	MODEL
ELE	2016-2018MY Sorento (UMa)
NUMBER	DATE
297 (Rev 2, 06/16/2026)	May 2023

TECHNICAL SERVICE BULLETIN

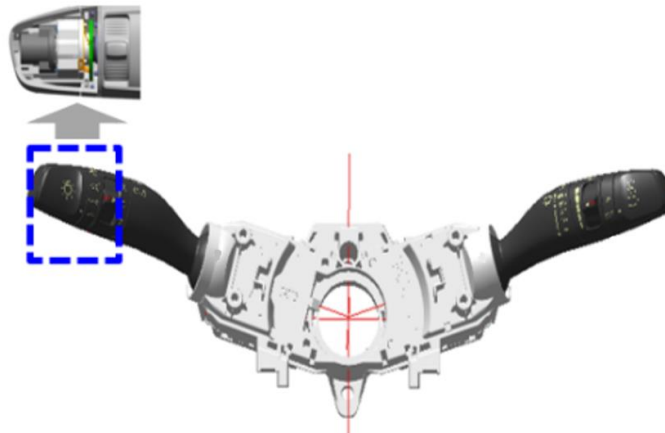
SUBJECT:

MULTIFUNCTION SWITCH REPAIR (WTY031)

NOTICE

This bulletin has been revised to include additional information. New/revised sections of this bulletin are indicated by a black bar in the margin area.

This bulletin provides information associated with the 'Multifunction Switch Warranty Extension Program' (WTY031) to repair the multifunction switch knob on 2016-2018MY Sorento (UMa) vehicles, produced at Kia Georgia from October 27, 2014 through March 7, 2018, which may exhibit an intermittent headlamp flickering. The vehicle's warranty for this issue will be extended from 5 years/60,000 miles to 15 years/150,000 miles, whichever comes first, starting from the date the vehicle was first put into service. The concern does not need to be duplicated in order to follow the procedure outlined in this publication to replace the multifunction switch moving block and outer cover with the new improved part.



Inspection Procedure:

- Perform a visual inspection of the bulb.
 - If the bulb is **(OK)**, continue to step 2.
 - If the bulb is **(NG)**, this TSB does not apply. **Claim Diagnosis Op Code 232A1010.**


ⓘ IMPORTANT

The concern does not need to be duplicated in order to proceed with the 'Inspection Procedure'.



- Ensure the **50A B+5** and **60A B+3** headlamp fuses are not blown.
 - If the fuses are **NOT** blown **(OK)**, proceed to step 3.
 - If the fuses are blown **(NG)**, this TSB does not apply. **Claim Diagnosis Op Code 232A1010.**

Note: The multi-fuse does **NOT** need to be removed to inspect the **50A B+5** and **60A B+3** fuses.



- Ensure the headlamp connector is properly seated.
 - If the connector is properly seated **(OK)**, proceed to the 'Repair Procedure'.
 - If the connector is **not** properly seated **(NG)**, remove connector and properly install. **No further action is required.** **Claim Diagnosis Op Code 232A1010.**




SUBJECT:

MULTIFUNCTION SWITCH REPAIR (WTY031)

Repair Procedure:


1. Remove the lamp multi-function switch knob cover (A) by pulling away using a set of pliers.



2. Cut the locking pin off by using a set of nipper pliers.



3. Remove the moving block (B) shown on the right.




4. Apply grease to the printed circuit board (PCB) using the supplied grease PD20K-2 (2 grams).




5a. Insert the new moving block (B).

ⓘ IMPORTANT


Ensure the spring rods (C) do NOT disengage (pop out).



Note: Ensure the new locking pin seating hole (D) is facing the rear of the switch.




5b. Assemble the new locking clip (E) by pushing it in until a 'click' sound is heard. Ensure that it is properly seated.



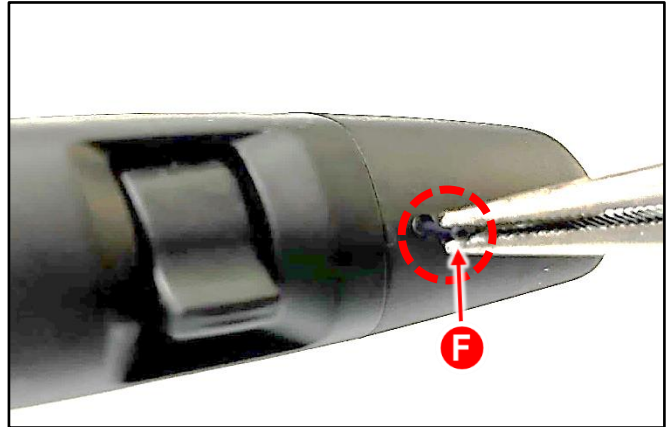
SUBJECT:

MULTIFUNCTION SWITCH REPAIR (WTY031)

5c. Insert the new knob cover (A).



6. Ensure to secure the knob cover (A) using the locking pin (F) shown.



7. Lightly pull on the assembly knob (G) to ensure it does not separate/disengage from the multifunction switch.



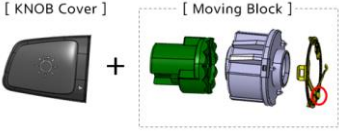
8. Confirm normal multifunction switch operation.

SUBJECT:

MULTIFUNCTION SWITCH REPAIR (WTY031)**AFFECTED VEHICLE RANGE:**

Model	Production Date Range
Sorento (UMa)	October 27, 2014 to March 7, 2018

REQUIRED PART:

Part Name	Lighting Switch	Part Number	Figure	Qty.
Knob Cover and Moving Block	Automatic Type	93400 C6769QQK	 <p>[KNOB Cover] + [Moving Block]</p>	1
	Manual Type	93400 C6770QQK		

CLAIMS SUBMITTED ON OR BEFORE: 06/16/2026**WARRANTY INFORMATION:****N Code: I14 C Code: ZZ3**

Claim Type	Causal P/N	Qty.	Repair Description	Labor Op Code	Op Time	Replacement P/N	Qty.
W	93400 C5050 or 93400 C5751	0	Headlight Flickering Diagnosis Only (No additional parts and/or labor can be claimed)	232A10I0	0.2 M/H	N/A	0
			Multifunction Switch Repair	232A10R0	0.3 M/H	93400 C6769QQK or 93400 C6770QQK	1

CLAIMS SUBMITTED ON OR AFTER: 06/17/2026**WARRANTY INFORMATION:****N Code: I14 C Code: ZZ3**

Claim Type	Causal P/N	Qty.	Repair Description	Labor Op Code	Op Time	Replacement P/N	Qty.
W	93400 C5050 or 93400 C5751	0	(WTY031) Headlight Flickering Diagnosis Only (No additional parts and/or labor can be claimed)	232A10I1	0.2 M/H	N/A	0
			(WTY031) Multifunction Switch Repair	232A10R1	0.3 M/H	93400 C6769QQK or 93400 C6770QQK	1

Note: For Substitute Transportation policy, please refer to [Service Policy and Procedures Manual \(SPPM\) 6.11 "Kia Substitute Transportation"](#).