




Pleasure-Way

phone 306.934.6578
fax 306.934.7085
toll free 1.800.364.0189



Pleasure-Way Industries Ltd. | 302 Portage Avenue | Saskatoon, SK | S7J 4C6

If the sofa is not extending when at full retract or full extension, the mechanism may be out of square.

Start by ensuring the L-bracket is aligned to the screw rod bracket and not on an angle as shown below. Adjust if needed and tighten in place.



Then loosen the (4) 7/16" Nyloc nuts on both passenger and driver side screw rod brackets.



Insert a flat screw driver or pry bar into the frame at this location and move the mechanism side to side to free up any binding that may be occurring. The sofa may also shift slightly once these bolts are loosened. The sofa should settle into a position. Run the sofa down fully and then retract fully.

With the sofa fully retracted, disconnect the cables from the worm gear attachment point. Insert a Robertson screw driver (square bit) into the worm gear and turn the rod manually to full retract on both sides to square the frame.



Measure the distance between bracket and sofa frame on each side to confirm the mechanism is square. Tighten down the 7/16" nyloc nuts to complete.

