

All Vehicles Equipped with M139: CEL for P012800 - The coolant temperature is below the coolant thermostat specified temperature.


Topic number	LI20.10-P-076206
Version	21
Function group	20.10 - Coolant pump, coolant thermostat
Date	1/9/25
Validity	All vehicles with any version of M139 engine
Reason for change	Rework instructions update for C43 and SL43


Complaint

Customer states that the CEL is lit in the instrument cluster

Cause

Debris in the coolant system


Attachments	
File	Description
Debris Aft of Sealing Surface of Thermostat.png	
	
Result of Using Light Source to Detect Debris.png	



Debris at Interior Sealing Surface of Thermostat.png



Using Light Source to Detect Debris.png



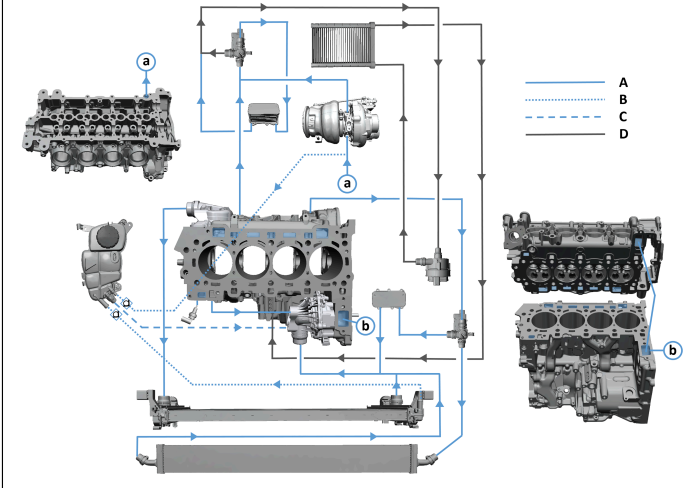

Debris near Mating Surface of Thermostat.png



Heavy Debris in Thermostat.png



[CLA_GLA M139 Coolant Diagram.png](#)

	
<p>Filter Go_No Go.PNG</p> 	

Remedy

Please refer to the specific repair instructions for the vehicle you are working on in the attachments section of this LI.

Before beginning work on the vehicle open a TIPS case and request the tool you will need.

In your request include a contact name, phone number, and shipping address for the tool to be sent.

Before the tool arrives:

- Remove and replace the coolant expansion tank (reservoir) and the main radiator.
- Without removing the components: flush the heater core and changeover valve (located in the right front wheel arch) in the opposite direction of flow until no debris remains.

Once the tool arrives, proceed with flushing the vehicle per the instructions attached in this LI. A picture of the filter after each flush must be taken.

If after the prescribed number of flushing attempts debris is still being collected in the filter, upload all the pictures to the TIPS case and wait for next steps.

A scale of not-acceptable to acceptable debris level in the filter is in the attachments for you to make an assessment as well.

Attachments

File	Description
MFA2 CLA45_GLA45 Flushing Tool Use.pdf	CLA45, GLA45
ENG_Work instructions for rinsing routine M139 BR206 C43 rev_1.2.pdf	C43
206 C63 Flushing Tool Use.pdf	C63
ENG_Work instructions for rinsing routine M139 BR232_SL43_rev_1.2.pdf	SL43
254 GLC43 Flushing Tool Use.pdf	GLC43
254 GLC63 Flushing Tool Use.pdf	GLC63

Disclaimer

NOTE: The information contained in this document is intended for use by trained, professional technicians with the knowledge to properly and safely perform diagnosis and repairs on Mercedes-Benz vehicles, using Mercedes-Benz approved tools and equipment. It informs service technicians about conditions that could occur in certain vehicles and provides information that could assist in proper vehicle diagnosis, service, or repair. It does not indicate that a defect is present in any vehicle referenced in this document nor does it imply warranty coverage. DO NOT assume that a symptom or condition, or a described cause of a symptom or condition, affects any particular vehicle or groups of vehicles, or that a described repair applies to any particular vehicle or groups of vehicles. There can be multiple causes resulting in the same or similar symptoms or conditions described in this document, and trained professional service technicians must use their diagnostic skills to make evaluations on a case-by-case basis. The information contained in this document does not guarantee warranty coverage nor does it extend the vehicle's warranty in any way.

Symptoms
Power generation > Engine management > Indicator lamp > Engine diagnosis > lit

Parts						
Part number	ES1	ES2	Designation	Quantity	Note	EPC
A0995000202			ADDITIONAL RADIATOR	1	GLC43	X
A0995004800			ADDITIONAL RADIATOR	1	C43/SL43 (only if equipped)	X
A0995005901			COOLANT RADIATOR	1	CLA45/GLA45	X
A0995008501			COOLANT RADIATOR	1	C43/SL43	X
A1390104104			M139Q ENGINE	1	CLA45/GLA45 (Only order if instructed via TIPS)	X
A1390104202			M139L (SL43 ENGINE)	1	SL43 (Only order if instructed via TIPS)	X
A1390107004			M139L (C43 ENGINE)	1	C43 (Only order if instructed via TIPS)	X
A1392002202			THERMOSTAT	1	All Models	X
A1775008600			COOLANT EXPANSION RESERVOIR	1	CLA45/GLA45	X
A2065003400			COOLANT EXPANSION RESERVOIR	1	C43/SL43/GLC43	X
A2545003700			COOLANT RADIATOR	1	GLC43	X

Control unit/fault code	
Control unit	Fault text

N3/10 - Motor electronics 'MRG2AMG' for combustion engine 'M139' (ME) (MRG2AMG)	P012800 - The coolant temperature is below the coolant thermostat specified temperature. _
---	--

Operation numbers/damage codes				
Op. no.	Operation text	Time	Damage code	Note
540650	Maintain Voltage	0.1		
541011	Quick Test	0.2		
202470	Thermostat	3.5		
547989	Ground Line	0.1		
611075	Belly pan center	0.3		
611071	Belly Pan front	0.4		
401580	Wheel R&R	0.3		
201145	Coolant Drain/Fill	0.3		
831762	A/C Extract/Fill	0.6		
82112-	Adjust Headlamp	0.6		
20-000	Gut Thermostat	NONTime		
203865	Radiator	3.9		
203820	Additional Radiator	0.6		
881319	Parktronic	0.1		
881934	360 Camera	0.3		
201030	Install Filter Device and Perform Flushing Routine	ZM		